





Table of Contents

3	Foreword
5	Company Perspectives on Cage-Free Progress
6	Companies Rally Behind European Citizens' Initiative
7	Key Findings
12	Egg Track Overview
15	Global, US, and European Market Overviews
		16 Global Overview
		24 US Overview
		29 European Overview
35	Methodology
37	Company Reporting
97	Looking Forward
99	Appendix
105	References



Foreword

Landmark decision by European Commission sets the tone for cage-free egg production across the globe

As the shift to cage-free egg production expands globally, Europe continues to be a leading force for change in setting ambitious and meaningful farm animal welfare legislation. None more so than this year when the European Commission voted in June to phase out cages for all farm animals across the continent by 2027. This historic decision was made in response to the “End the Cage Age” European Citizens’ Initiative (ECI) proudly spearheaded by Compassion in coalition with 170 NGOs, which received an unprecedented 1.4 million signatures from EU citizens.

Ten leading European food companies also voiced their support for the ECI by sending a joint letter to the EU Commission and Members of the EU Parliament commending the aims of the initiative and calling for caged systems for laying hens to be phased out. Many of these same companies, including Nestlé, Barilla, and Unilever, are leading the way with their own commitments and transitions to cage-free production, as highlighted in this latest Global EggTrack Report.

With hundreds of commitments made in the past decade, food companies have set the stage for a cage-free future for laying hens. As major companies continue to make and expand commitments, they further drive the market forward. Producers are beginning to take cues as well with the largest Italian and leading egg producer in Europe, Eurovo Group, recently committing to phase out cages and combination

systems for laying hens on their Italian-owned farms and voicing their support for the ECI by writing a letter to Copa Cogeca, their representative body at a European level.

The United States has also seen exciting legislative progress in 2021 as Utah and Nevada banned the use of cages for laying hens. These state laws have set a new standard, explicitly excluding combination cages in their definitions of cage-free, ensuring laying hens will be in genuinely cage-free housing. A total of nine states have passed related laws; of those, seven prohibit both the production and sale of eggs from caged systems, creating additional motivation for those producing or selling in these states to go cage-free sooner rather than later.

For some companies, the time to transition is dwindling, as California and Massachusetts will require compliance with their production and sales bans at the start of 2022, representing a meaningful shift in the US. This legislative momentum in the US and the EU sets a precedent for the rest of the world, clearly signaling the direction laying hen welfare is headed and encouraging a global shift in egg production.



Foreword continued

With this shift, we see that the provision of good welfare is not bound by geography. Twelve companies in EggTrack expanded their commitments to cover their entire global egg supply since last year. Momentum is clearly building in key markets such as Europe and North America and increasingly in South America and Asia. But there's no room for complacency – across the world the majority of laying hens are still kept in crowded, barren cages, and there is an alarming rise in caged production in emerging markets like India, Indonesia and South Africa. We collectively need to ensure that the demise of the cage in some regions is not overshadowed by a rise in caged production in others.

Even among companies committed to change, there is still more to do – caged systems need to be converted, new systems need to be built, and commitments need to be broadened to cover the “hidden” ingredient egg supply. Companies must also ensure they invest in the systems that deliver the welfare benefits expected by consumers and communicate those benefits to their customers through effective labeling and consumer marketing.

Whilst legislation is finally catching up with the industry move to cage-free production, it will be essential not only to guarantee that improved systems are adopted, but also to compel the laggards to go cage-free and ensure there is no backsliding across the industry. Support will be required (in the form of government grants or incentives for higher welfare) and future trade deals will need to create a fair and level playing field so as not to undermine positive national initiatives.

In 2020 massive strides have doubtless been made, but we cannot afford to take our collective foot off the pedal. We at Compassion will continue to assert the right amount of pressure on both companies and governments to ensure commitments translate into action and genuine benefit for the lives of the millions of laying hens in our food system.



Philip Lymbery

Global Chief Executive

Compassion in World Farming



Company Perspectives on Cage-Free Progress



“It is our vision to enable species-appropriate behavior of farm animals. This is only possible if cages become a thing of the past. With our commitment to sell only shell eggs and egg-containing products from cage-free laying hens by 2025, we are taking the first step towards achieving this vision.”
- ALDI Einkauf SE & Co. oHG for ALDI Nord Group of Companies



“Ensuring transparent communication is fundamental to allow consumers to discover and know the Barilla world and all our projects and initiatives from farm to fork. With this objective, the collaboration, and therefore the support, of CIWF through the EggTrack report is fundamental. This report not only promotes dialogue between producers and processors of egg products, but also gathers and gives voice to the requests of increasingly attentive and aware consumers.”
- Barilla



“In 2018, Danone committed to source cage-free eggs and egg ingredients. We are proud to have met this commitment in 2020. This achievement was in no small part thanks to ongoing dialogue with NGOs and partners like CIWF, and to annual reporting that helped us track and share our progress.”
- Danone



“The Hershey Company understands the importance of using responsibly sourced ingredients in our products, including cage-free eggs. We are proud of the progress we have made against both our original US commitment and our subsequent global commitment that we will reach by 2025, working with our sourcing partners to secure high-quality, reliable sources around the world. We are well on track to meet our 2025 global goal and will continue to share our progress with all our stakeholders as we move toward 100% across all our products.”
- Bethany Fitzgerald, Director of Responsible Sourcing



‘At METRO we continue to support the cage-free eggs transition through our global Cage Free Eggs Policy and subsequent targets and commitments, which we recently renewed. Through our work with professional customers in the trade, restaurant and hospitality sector, we are noticing a growing demand of cage free eggs. This is great news but also a call for us to continue strengthening our sourcing practices to support it. Moreover, we will continue promoting best practices and improve reporting transparency to support the transition to a cage-free egg industry over time.’
- Andrea Weber, Corporate Responsibility Director



Companies Rally Behind European Citizens' Initiative

Eleven food companies supported our European Citizens' Initiative calling upon the European Commission for a phase-out in the use of cages for laying hens. These companies included Aldi Nord, Barilla Group, Eurovo, Fattoria Roberti (egg producer), Ferrero, IKEA, Jamie Oliver Group, Le Groupement Les Mousquetaires (French retailer), Mondelez International, Nestlé, and Unilever. The revision of the animal welfare legislation, currently in progress, is the ideal opportunity to end the use of cages in animal farming across the EU.





Key Findings

1. Demand for cage-free eggs continues to grow across the world:

More companies are extending their cage-free commitments globally as recognition of the welfare issues associated with caged production continues to grow. Last year saw a total of 18 new global commitments, with an additional nine announced in 2021 so far.¹ These have come primarily from the manufacturing, restaurant, and hospitality sectors, while retailers continue to lag behind. The restaurant sector in particular made significant gains in 2021, with giants like Inspire Brands and Yum! Brands committing to convert their supply chains across all regions.

2. The transition to cage-free remains uninterrupted as purchasers and producers rebound from the impacts of COVID-19:

As supply chains recover from the disruptions caused by the pandemic, companies in even the hardest hit sectors are renewing their efforts around cage-free sourcing and reporting. While some of the effects of COVID-19 are more visible in this year's progress updates, there are also signs of substantial improvement, with many companies making headway in advance of commitment deadlines.

3. Companies continue to show greater transparency in their cage-free journeys:

The overall number of companies reporting continues to increase, and progress disclosures are higher in quality and more comprehensive than ever before, with companies publishing regional breakdowns and egg category specifications.

○ Headlines

- 219 companies are included in EggTrack this year – 92 operate globally, 52 operate only in North America or the United States, and 75 operate only in Europe. Of those, 156 (71%) reported progress against their commitments.
- An additional 22 companies are reporting this year, increasing the proportion of companies reporting to 71%, from 63% in 2020.
- 108 companies updated their reporting since last year to reflect continued progress against their commitments.
- Overall, companies that reported progress increased cage-free sourcing in their supply chains by an average of 0.81% this past year. This means that these companies' supply chains now stand at an average of 79.35% cage-free.

¹ Chicken Watch. (2021, July 13). *Progress Tracker*. Retrieved from <https://chickenwatch.org/progress-tracker>

Key Findings continued

○ Global

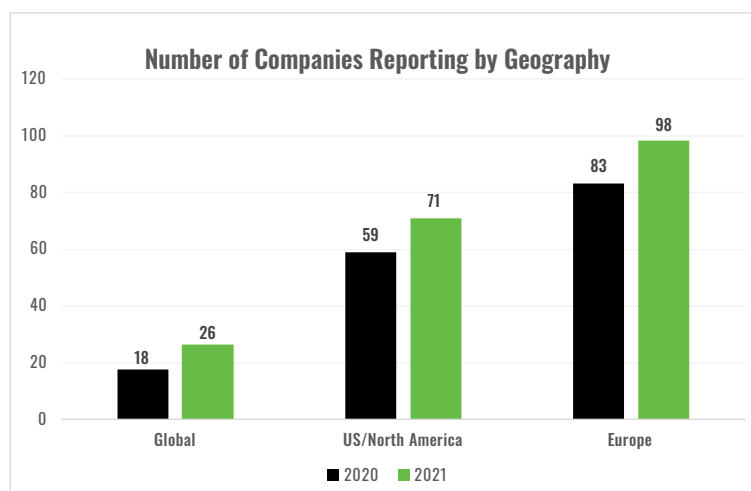
- Of the 47 companies with global commitments, 26 companies reported progress (55%).
- Two companies – Danone and Hormel Foods – reported meeting global cage-free commitments this past year.
- Companies that reported global progress increased cage-free sourcing in their global supply chains by an average of 10.1% this past year. This means that these companies' global supply chains now stand at an average of 55.21% cage-free.

○ United States/North America

- Of the 116 companies with US or North American commitments (as part of a regional or global commitment), 71 companies reported progress (61%).
- Twelve companies reported meeting US or North American commitments this past year.
- Companies that reported US or North American progress increased cage-free sourcing in those supply chains by an average of 2.63% this past year. This means that these companies' US/North American supply chains now stand at an average of 71.43% cage-free.

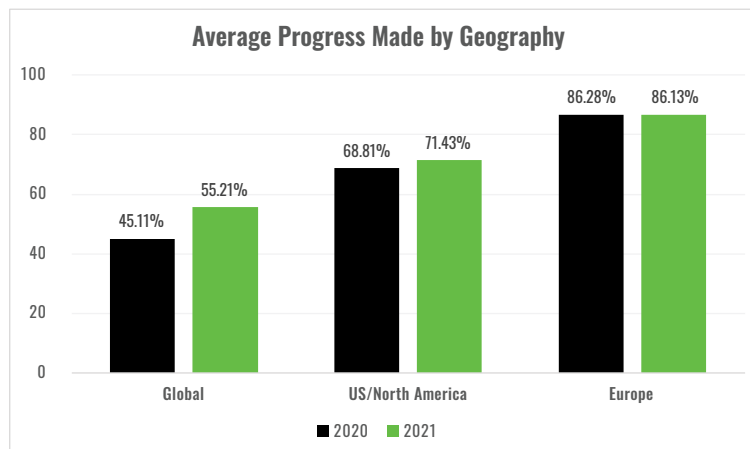
○ Europe

- Of the 116 companies with European commitments (as part of a regional or global commitment), 98 companies reported progress (84%).
- Two companies reported meeting European-level commitments this past year (Nestlé and Yum! Brands for its KFC Western Europe subsidiary), and 13 reported meeting national commitments or improved their reporting to confirm that they have met their commitment deadlines within Europe.
- Companies that reported European progress decreased cage-free sourcing in those supply chains by an average of 0.15% this past year, with COVID-19 and avian influenza being cited as reasons behind supply and demand challenges. This means that these companies' European supply chains now stand at an average of 86.13% cage-free.





Key Findings continued



4. Understanding what constitutes a true cage-free system is essential for making future-proof investments, ensuring a smooth market transition, and maximizing the welfare of laying hens:

As companies continue to progress towards their 100% cage-free goals, we encourage them to engage their suppliers regarding the type of cage-free systems being used or proposed. Neither combination systems nor limited access systems are considered truly cage-free, as they contain doors and partitions that enable producers to confine birds either routinely or permanently and lack many of the features needed to guarantee good welfare. To ensure that consumer expectations for higher welfare are met, companies should avoid investing in these systems since they do not offer the same welfare potential as truly cage-free housing.

Who is lagging behind?

- Since last year, seven companies – Azzurri Group, Black Bear Diner, Euroristorazione, Greene King plc, J D Wetherspoon plc, Spectra, and Trader Joe’s – had whole or regional commitments that can no longer be found in the public domain.
- Ten companies – Aldi Süd, Azzurri Group, E.Leclerc, Elior Group, Euroristorazione, ICA Gruppen, J D Wetherspoon plc, Paluani, Spectra, and Starbucks – have missed commitment deadlines and are not reporting progress against them.
- 45 global companies have not made public, timebound global commitments.



Global Companies Without Public, Timebound Global Commitments

Food Service & Hospitality



Manufacturers



Retailers & Meal Kits



*Unlike the other companies on this list, Kellogg's and Mondelēz International do have explicit timebound commitments associated with their global supply chains, but we have included them here because these commitments are not truly global—they leave out certain regions where the companies operate.

Global Companies Without Public, Timebound Global Commitments continued

Restaurants





EggTrack Overview



EggTrack Overview

EggTrack promotes transparency and drives cage-free progress in global egg markets, catalyzing business-to-business conversations that allow for a stable and successful transition to a cage-free future. The report is intended for use by conscious consumers, industry stakeholders, and those in business responsible for the day-to-day implementation and decision-making processes needed to achieve cage-free goals, namely buying teams, executives, supply chain managers, and sustainability experts.

Compassion in World Farming launched EggTrack five years ago to track and encourage companies' progress toward their commitments to transition to purchasing 100% cage-free eggs. While the volume of commitments is inspiring and indicative of the demand for this change, commitments will only meaningfully impact laying hens when progress is made towards them. Since its inception, EggTrack has celebrated leaders, encouraged laggards, and reinforced expectations for transparency in the marketplace. This platform is a means for Compassion's Food Business Team to support companies through strategic analysis, technical resources, and animal welfare expertise. Over time, cage-free commitments and reporting have become the standard, the cage-free flock size has continued to grow, and leading companies have made significant progress toward their goals.

In 2020, EggTrack expanded beyond Europe and the US to begin tracking the global and regional progress companies are making to better capture the global transition to cage-free egg supply chains. This year's report tracks global progress from all 47 companies included in EggTrack that have made global commitments to date. Of those, 26 companies 47 (55%) reported global progress in 2021. By way of comparison, 18 of the 36 companies in EggTrack who had made global commitments as of our 2020 deadline (50%) reported global progress last year. Additionally, EggTrack 2021 identifies global companies that, despite working toward regional commitments on eliminating cages, have not made global commitments. We encourage companies to expand targets and apply consistent policies across their global supply chains, enabling welfare improvements for laying hens wherever they are raised.

The report will continue to celebrate global commitments and highlight regional progress to promote transparency in markets outside the US and Europe. In expanding the scope of this report, the 2021 tracker documents the progress of two Asian companies for the first time, reflecting the expansion of our work in the region.



EggTrack Overview continued

While 2021 saw the global pandemic continue to deliver uncertainty and obstacles for the entire food system, many companies have persisted. Rather than allowing a challenging year to derail progress and push back targets, companies have continued reporting on and working toward their goals, demonstrating the significance of these commitments to their core business values while working to ensure food security. Their persistence shows how deeply embedded animal welfare is in corporate sustainability programs and should encourage companies that fell behind on their goals this last year and chose not to report. Continuing this work in challenging times and reporting even minimal progress is what enables transparency and forward momentum. The path forward requires that companies continue to scale up cage-free production and purchasing, identify and implement best practices in cage-free management, and maintain open communication on both progress made and challenges faced.

The 2021 EggTrack report not only tracks a total of 219 companies, but it also identifies trends in global and regional reporting, recommends strategies to ensure both producers and purchasers can successfully transition to cage-free eggs, and offers companies the resources and support needed to improve the welfare of laying hens in their supply chains. Compassion looks forward to continued engagement with producers, companies, and industry stakeholders as we move toward a cage-free future that can ultimately benefit billions of laying hens.



Global, US, and European Market Overviews



Global Overview

According to FAOSTAT, approximately 7.55 billion egg-laying hens are farmed worldwide. While the United States and EU-27 together account for about a tenth of that production (399 million and 429 million hens respectively), the rest occurs outside these markets. Roughly 5.03 billion hens are farmed in Asia (3.14 billion in China alone) and 711 million in Central and South America.²

Cage-free production is fast becoming the baseline standard in the European egg market, and in the US, the transition is also well underway. Yet at the global level, the majority of laying hens are still raised in intensive caged production systems with little opportunity to perform natural behaviors due to barren, densely crowded conditions.³

Encouragingly, companies are responding to the growing demand from consumers and increased pressure from NGOs for eggs produced in higher welfare systems by expanding commitments to cover their entire global supply chains. Global pledges increased in 2020 and 2021, with ten commitments made by manufacturing companies (with a combined revenue of 44.48 billion USD), nine made by restaurant chains (with a combined revenue of 28.55 billion USD), and eight made by hospitality companies (with a combined revenue of 31.05 billion USD, based on pre-covid estimates). Additionally, four of the world's largest food service companies have already set a timeline for global conversion. The retail sector is lagging behind, with only one new global commitment in the last two years.*

Out of a total of 92 companies with global operations included in this year's report, 47 have global cage-free commitments. These companies serve as critical agents of change in markets where cage-free production is limited, signaling to producers and industry that there is committed demand to expand higher welfare cage-free production. Looking beyond the initial pledge, companies that go on to publish progress disclosures for both global and regional commitments display an understanding of the need for transparency in their cage-free journeys. High-quality reporting such as this demonstrates accountability across wider ESG goals to consumers and investors alike.

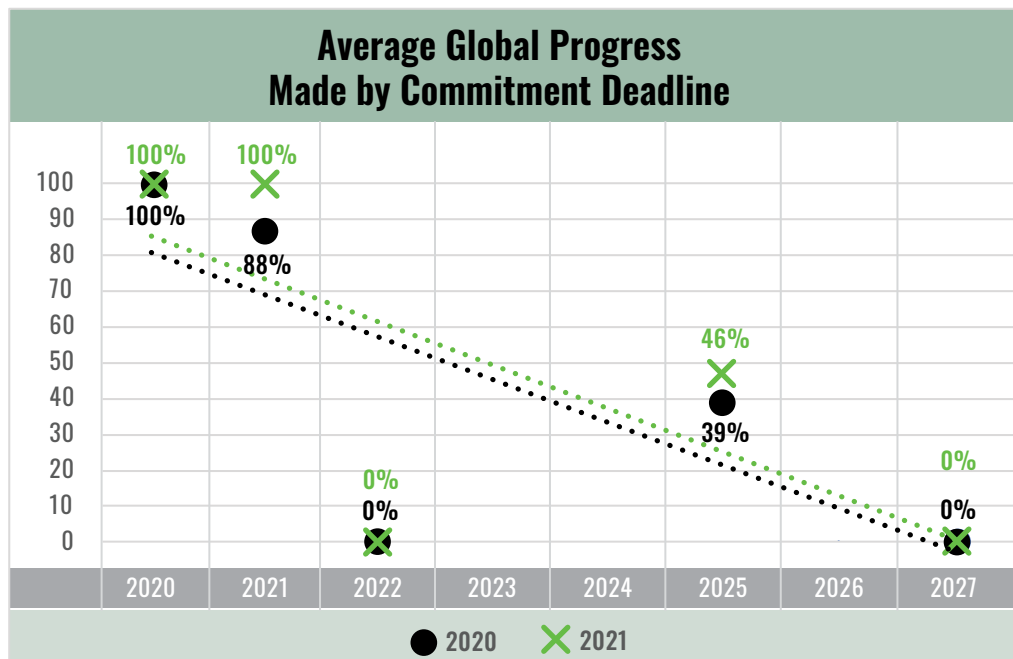
Key Headlines

- Twelve companies made global cage-free commitments in the past year: Caribou Coffee, Carrefour, Groupe Holder, Groupe Le Duff, Hormel Foods, Inspire Brands, Krispy Kreme, Lactalis, Minor Hotels, Papa John's Pizza, Peet's Coffee, and Restaurant Brands International.
- 26 out of 47 (55%) tracked companies reported global progress ahead of EggTrack's July 31, 2021 deadline.
- Of those 26 companies, 20 reported regional progress in addition to global progress and of the 47, 14 reported only regional progress.
- Broken down by sector, 8 out of 17 (47%) food service and hospitality companies, 13 out of 16 (81%) manufacturers, 3 out of 12 (25%) restaurants and 2 out of 3 (66%) retailers and meal kit companies reported against their global commitments.
- Those who reported global progress increased cage-free sourcing by an average of 10.1% against their global commitments in the past year. These companies' global supply chains now stand at an average of 55.21% cage-free.

*Not all companies with global cage-free commitments are currently captured in EggTrack.

² Food and Agriculture Organization. (2021, July 13). *Livestock Primary*. Retrieved from FAOSTAT: <http://www.fao.org/faostat/en/#data/QL>

³ Shuck-Paim, C., Negro-Calduch, E., & Alonso, W. J. (2021, February 4). *Laying hen mortality in different indoor housing systems: a meta-analysis of data from commercial farms in 16 countries*. *Scientific Reports* 11, 3052 (2021). <https://doi.org/10.1038/s41598-021-81868-3>



There is evidence that cage-free momentum is growing in regions where much of the laying hen flock is still being raised in industrialized systems. As the work progresses in these markets, EggTrack will expand to capture company progress against regional targets outside of Europe and the United States, in addition to tracking overall global transitions.

Asia

In Asia, cage-free eggs are becoming more widespread as concerns about animal welfare, food safety and sustainability influence consumer choice. Global companies such as Subway, Burger King, Sodexo, Compass Group, Nestlé, Accor Hotels, Metro AG and Marriott International have made cage-free pledges that cover this region. Some Asia-based multinational companies like Fusion Hotel Group (a Vietnam-based food service company) and SaladStop! (Asia's leading healthy food chain) have committed to converting their supply chains by 2025.

Producers are driving the transition as well, with CP Foods introducing cage-free eggs in Thailand and being awarded national certification. Happy Hens Farm and Keggfarms are pioneering cage-free production in India. In Indonesia, Inti Prima Satwa Sejahtera has introduced cage-free branded lines, and other industry stakeholders are working with producers to help advance knowledge on rearing laying hens in cage-free systems.⁴

This positive momentum is something to celebrate, although these producers are considered the exception to the rule for the time being. In Southeast Asia and China, the number of laying hens has grown by 26.9% and 22.4%, respectively, from 2010 to 2019.⁵ In these regions, conventional cage systems are dominant due to lower prioritization of animal welfare and a need to engage with external stakeholders to help producers transition to cage-free systems.^{6,7} For global and multi-national companies to achieve their commitments in Asia, cage-free production rather than conventional will need to see considerable growth.

Central and South America

Momentum is accelerating around the cage-free transition in Central and South America, where an increasing number of companies have established commitments. Alsea, a multi-brand restaurant company based in Mexico, expanded its cage-free pledge to cover its entire global supply in February of this year and reported progress for the first time in May. Colombian manufacturer Harinera del Valle and Brazilian retail group Cencosud also recently announced commitments, as did a number of hospitality companies in Peru (three in 2020 and seven in 2021).⁸

4 Clements, M. (2021, June 10). *Indonesia building center for cage-free egg production*. Retrieved from WattAgNet: <https://www.wattagnet.com/articles/43011-indonesia-building-center-for-cage-free-egg-production>

5 Food and Agriculture Organization. (2019). *Livestock Primary, Laying Hens*. Retrieved from FAOSTAT: <http://www.fao.org/faostat/en/#data/QL>

6 Berkhout, N. (2020, June 1). *Promoting cage-free egg production in SE Asia*. Poultry World. Retrieved from: <https://www.poultryworld.net/Eggs/Articles/2020/6/Promoting-cage-free-egg-production-in-SE-Asia-590195E/>

7 Yang, N. (2020, August 19). *Egg production in China: Current status and outlook*. *Frontiers of Agricultural Science and Engineering*, 8(1). Retrieved from: <https://journal.hep.com.cn/fase/EN/10.15302/J-FASE-2020363>

8 Chicken Watch. (2021, July 13). *Progress Tracker*. Retrieved from <https://chickenwatch.org/progress-tracker>

At the same time, producers are shifting policies and practices to align with cage-free standards. Mantiqueira, the largest egg producer in South America with approximately 10.5 million laying hens, committed at the end of last year to halt the construction of any new caged facilities. They are instead building two new cage-free farms to supply the fast-growing Brazilian market for higher welfare eggs.

As we see more cage-free commitments from purchasers with operations in these regions, it is critical that these companies collaborate with producers to support market-wide investment into true cage-free production systems that, with good management practices, will raise the baseline standard for laying hen welfare worldwide.

Combination and Limited Access Systems

A number of laying hen systems are being touted as “cage-free,” though not all offer the same potential for higher welfare as others and therefore cannot be considered truly cage-free. There is a risk in investing in and building new systems that do not deliver on welfare and, correspondingly, social acceptability, as such systems are neither fit for purpose nor fit for the future. A vast array of systems are available on the market, ranging from highly intensive (high density stacked systems) to less intensive (lower density stepped systems).

Of particular concern are those known as combination systems (also referred to as “convertible” or “hybrid” systems) and limited access systems. Combination systems are not a suitable alternative to true cage-free systems because they feature doors and partitions throughout each level of the structure. The doors allow the birds to be confined, either routinely or permanently, in what are essentially enriched cages. Because they look and function like a caged system when the doors are closed, these systems pose a reputational risk to purchasers who have committed to going cage-free. They also compromise hen welfare even when doors are opened due to high stocking densities at the floor level and difficulties moving around the system.

Limited access systems are similarly a concern. They limit movement in and out of the system to only doored openings on the bottom tier and can also be converted into a caged system when the doors are closed. This design can lead to overcrowding, especially when hens try to access the littered floor simultaneously or move towards perches and nest boxes. These resources can only be accessed at the top of the system and require hens to move through the whole system via a stairway of internal platforms. Both limited access and combination systems operate at high stocking densities (calculated at the floor area), limiting natural behaviors such as dustbathing, scratching and pecking.

With this in mind, we encourage companies to communicate with their suppliers to determine whether they are using combination or limited access systems to produce the eggs and/or egg products they purchase and to work with them to make any necessary shifts to better systems. In order to safeguard the authenticity of their commitments, companies should also consider publishing updated language specifying that they will not allow combination or limited access systems in their supply chains.

Corporate Progress

A number of companies have recognized the need to eliminate combination systems from their egg supply chains:

- Barilla Group (Europe) is committed to phasing out combination systems and reports on the proportion of these systems remaining in their supply chain, which is currently around 8%.
- Bennet (Italy) has made a statement that combination systems cannot be recognized as suitable cage-free systems.
- Domino's (United Kingdom) has made a statement against the use of combination systems.
- Eurovo (Italy) has committed to phasing out combination systems on their own farms by 2025.
- Fattoria Roberti (Italy) has made a statement against the use of combination systems.
- Grupo Avícola Rujamar (Spain) has committed to phasing out combination systems by 2022.
- Gruppo Cremonini (MARR and Chef Express, Italy) has made a cage-free commitment that explicitly excludes combination systems.
- Metro Group (Global) has made a statement that combination systems are not acceptable for the production of cage-free eggs, as they are comparable to conventional caged systems.
- Sabbatani (Italy) has committed to phasing out combination systems by 2023.
- Kroger (US) updated their animal welfare policy with a statement that by 2025, their supply chain will not use combination systems.

The Flaws, As Explained by Systems Manufacturers:

- There are several equipment manufacturers who have made the decision not to produce combination systems. Among these are Germany-based Farm Innovation Team GmbH (FIT) and Hellmann Poultry GmbH & Co. KG, Netherlands-based Jansen Poultry Equipment and Vencomatic Group, UK-based Potter's Poultry International and US-based Chore-Time.
- In an industry survey, companies explained the concerns that led them to choose not to manufacture combination systems.⁹
 - Hellmann made clear that these systems are both inadequate as caged systems and too costly when functioning as aviaries. They also argued that "combi" systems do not contain certain necessary equipment for nesting and egg handling.

⁹ Alonzo, A. (2016, June 14). *Combination cage-free hen housing, solution or compromise?*. Retrieved from WattAgNet: <https://www.wattagnet.com/articles/27277-combination-cage-free-hen-housing-solution-or-compromise>

- Vencomatic highlighted the issue of compliance with regulations and certifications, pointing out the probability that combination systems would not meet the standards for cage-free laid out in legislation or under third-party certification schemes.
- Chore-Time published a white paper that points out the egg quality concerns presented by combination systems: “Because ‘combi’ systems have nests on every level...[they] require more egg belts in places that tend to collect dirt, dust and other contaminants. Additionally, the ‘combi’ design often leads to an unbalanced distribution of eggs. Because of these problems, producers frequently experience dirtier eggs, more cracked eggs and lower egg quality in general.”¹⁰ Chore-Time also echoed the notion that combination systems pose a public perception problem. Thus, these systems come with management, bird performance and reputational issues that, despite lower initial costs, make them a poor long-term investment.

Combination Systems in the United States

- Following increased education and awareness-raising around combination systems done by Compassion and other NGOs, every piece of cage-free legislation passed in the US in 2020 and 2021 has contained language that expressly prohibits combination systems. The Nevada, Utah and Colorado bills specify that a cage-free housing system, by definition, “does not include systems commonly described as battery cages, colony cages, enriched cages, enriched colony cages, modified cages, convertible [or combination] cages, furnished cages, or similar cage systems”.^{11,12,13} Companies can expect future legislation to include the same kind of explicit ban on combination systems and should plan accordingly.
- Employing a cage-free certification scheme that prohibits combination systems ensures companies are in compliance with legislation as it goes into effect. This will also help guarantee that they can meet their 100% cage-free commitments in a way that satisfies hen welfare as well as consumer and investor expectations. The matrix below clearly lays out the stance of each major US certifier on combination systems.¹⁴

10 Luttels, F. (2019). *Multi-tier aviary advantages* [White Paper]. Chore-Time. Retrieved from <https://www.choretime.com/Multi-Tier>

11 S.B. 147, 64th Legislature, 2021 Gen. Sess. (Utah 2021). Retrieved from <https://legiscan.com/UT/text/SB0147/id/2338266>

12 A.B. 399, 2019-2021 Biennium, 81st (2021) Sess. (Nev. 2021). Retrieved from <https://www.leg.state.nv.us/App/NELIS/REL/81st2021/Bill/8022/Text#>

13 H.B. 20-1343, 72nd General Assembly, 2020 Reg. Sess. (Col. 2020).

Retrieved from https://leg.colorado.gov/sites/default/files/2020a_1343_signed.pdf

14 Compassion in World Farming. (2020). *Building a Better Hen House: A comprehensive guide to higher welfare systems for laying hens.*

Retrieved from <https://www.ciwf.com/media/7442473/laying-hen-booklet-2nd-edition-oct-2020.pdf>

Global Overview continued

	UEP Certified	American Humane Certified	Certified Humane	Animal Welfare Approved	G.A.P 5-Step
Combination Systems	Cage-free housing guidelines do not specifically prohibit these systems.	Once placed in the laying house, young hens may be enclosed overnight either until 50% of egg production is reached or up to 4 weeks after placement, whichever comes first.	Prohibited. If doors remain on equipment from a pre-cage-free system, they must be completely removed or sealed open.	Confinement systems or cages that restrict birds' natural behaviors are prohibited.	Systems designed to shut hens into cages/aviaries, even if only temporarily, are prohibited at all stages.

Combination Systems in Europe

- Combination systems in the UK were suppressed in November 2019 when the British Egg Industry Council (BEIC), after consultation with Compassion, retailers and producers, introduced a new higher welfare standard for British Lion Barn Eggs¹⁵, which also prohibits the use of combinations systems. Over 90% of UK producers subscribe to the BEIC, resulting in very few combination systems introduced into the UK market.
- Apart from in the UK, there are no assurance schemes or legislation that prohibit combination systems.
- Across Europe, companies are beginning to specify the exclusion of combination systems in their cage-free commitments, especially in Italy and Spain. This includes Italian retailers Bennet and MD Discount, Spanish food service company Comess Group, and producer Rujamar. Metro AG has also prohibited combination systems across its global operations, and Italy's largest egg producer, Eurovo, prohibited combination cages in their commitment in June.
- Combination systems are already prevalent in some countries. Therefore, it is imperative that as producers transition away from caged systems, they adopt acceptable standards for multi-tier systems. Assurance schemes are urged to prohibit combination cages in their standards, and new legislation is strongly encouraged.

¹⁵ BEIC. (2019, November 1). *New, higher welfare standard for British Lion barn eggs*. Retrieved from: <https://www.egginfo.co.uk/news/new-higher-welfare-standard-british-lion-barn-eggs>

Compassion Resources

- Certification Matrix
 - o A comparison of available global third-party certifications for laying hens and how they stack up to Compassion's standards.
- Building a Better Hen House
 - o A comprehensive guide to designing higher welfare systems for laying hens for the US and North American markets.
- Higher Welfare Systems for Laying Hens
 - o A comprehensive guide to designing higher welfare systems for laying hens for the UK and European markets.
- Additional Guidance for Multi-Tier Systems
 - o A guide for maximizing the use of available space in a cage-free system without compromising the welfare needs of the hens.
- Why Combination (Combi) Systems Are Not Appropriate for Laying Hen Welfare
 - o A summary of why combination (combi) or convertible housing systems are not a suitable alternative cage-free system for laying hens.
- Good Pullet Rearing Prevents the Need for System Doors
 - o This resource outlines key considerations for good pullet rearing, including a detailed case study of Noble Foods' fully cage-free pullet and laying hen housing systems.
- Case Study on the Conversion of Combination Systems
 - o How to convert your combination system into a true aviary barn system for better laying hen welfare: Fattoria Roberti Case Study



US Overview

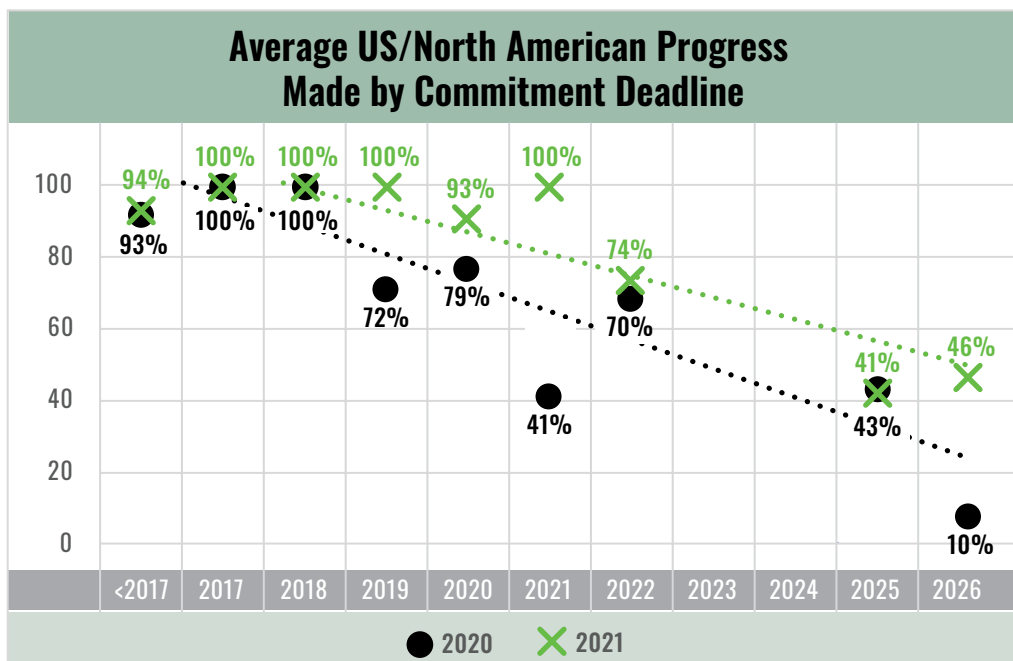
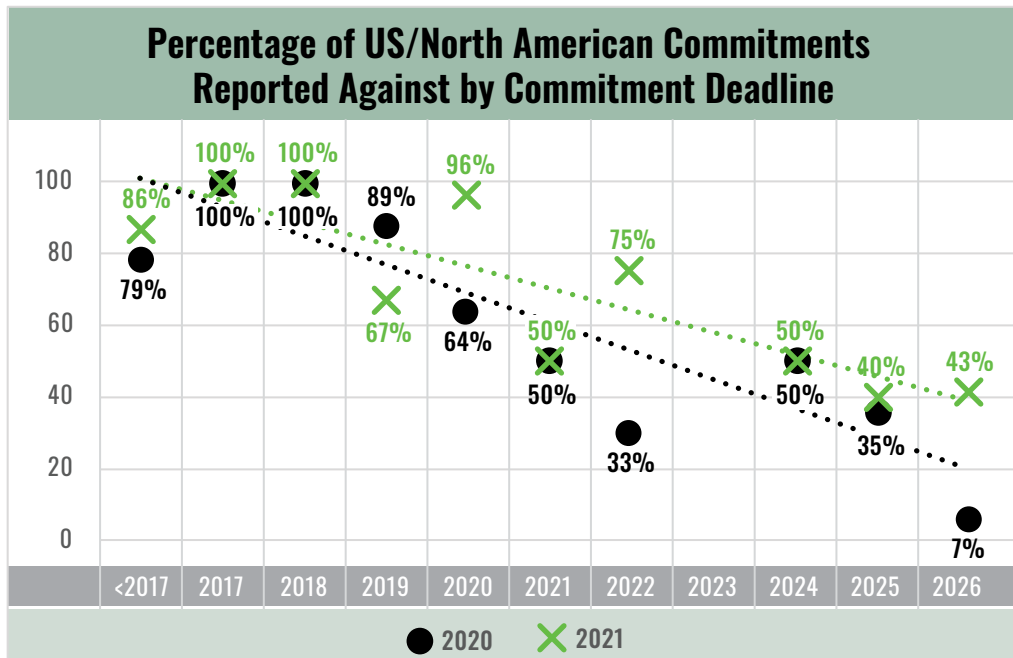
Key Headlines

- Of the 116 companies with US or North American commitments, 71 reported progress (61%). This represents an increase of 12 companies over last year.
- Those who reported progress increased cage-free sourcing by an average of 2.63% against their US or North American commitments in the past year. These companies' US/North American supply chains now stand at an average of 71.43% cage-free.
- Twelve companies met their US/North American commitments in the past year: B.GOOD, Caribou Coffee, Compass Group, Gelson's Markets, Inspire Brands (Arby's), Mars, Mondelēz International, Nestlé, PepsiCo, Pret A Manger, TGI Fridays and The Fresh Market.
- There are eight companies—Aramark, Black Bear Diner, Delaware North, Elior Group, Epicurean Feast Cafés, Sodexo, Spectra and The Hershey Company—that have missed commitment deadlines. Aramark, Black Bear Diner, Delaware North, Sodexo and The Hershey Company continue to make and update progress despite having missed deadlines.
- The US cage-free flock continues to grow, reaching 28.6% in August 2021, up from 25.1% in 2020 and 10.1% in 2016.¹⁶

In the United States, EggTrack is in its fifth year of capturing company progress against nationwide (and sometimes continent-wide) cage-free commitments. In that time, it has become an established tool for a range of stakeholders, especially companies seeking to understand how their peers and the industry as a whole are advancing towards a cage-free future. Over the years, we have seen continued progress in the number of companies reporting on US and North American commitments, now up to 71 out of 116 (61%). The cage-free flock has experienced significant growth in tandem with this—as of August 2021, cage-free hens account for approximately 28.6% of the total US flock, up from 10.1% in 2016, when the USDA first began tracking cage-free flock size.¹⁷ Companies continue to set and report on ambitious goals, and we see strong incremental growth year on year. However, there remains a sense of urgency around progressing this transition to ensure companies are able to meet their deadlines.

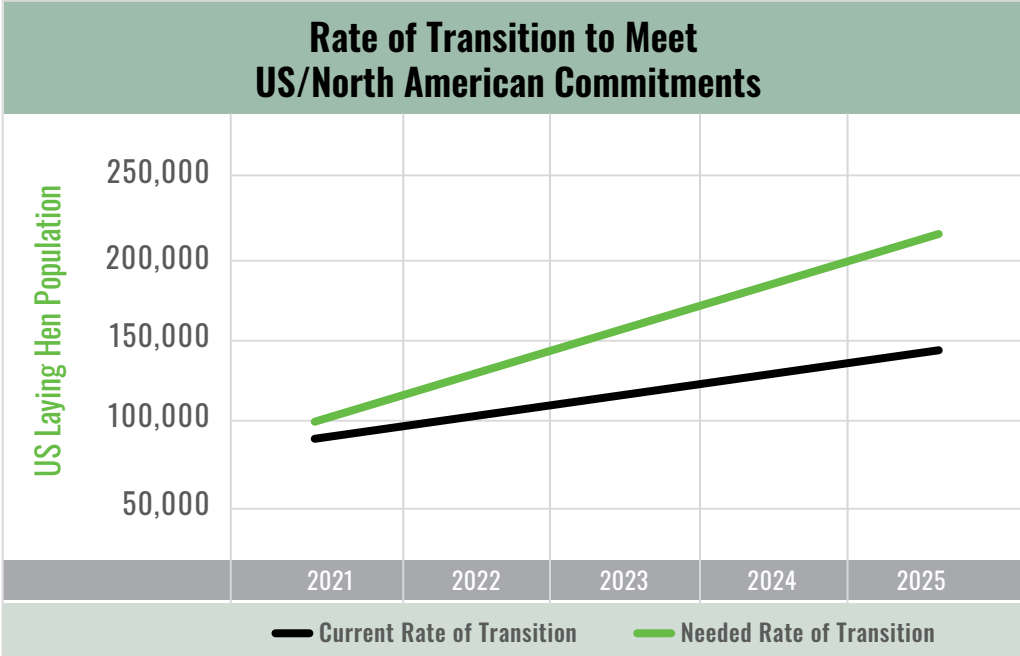
¹⁶ Appendix: Calculation 1.

¹⁷ Appendix: Calculation 1.



The rate of transition to cage-free will need to move at a faster pace to meet the 2025 commitment deadline set by a majority of companies. It is estimated that about 116 million laying hens will need to be transitioned into cage-free systems to meet the projected demand resulting from fulfilled cage-free commitments by the end of 2025.¹⁸ From 2016 to 2021, the US cage-free flock grew at an average rate of about 12.3 million birds per year.¹⁹ To meet existing commitments, we will need to more than double that rate.²⁰

18 Appendix: Calculation 2.
 19 Appendix: Calculation 3.
 20 Appendix: Calculation 4.



Understanding this, it is vital that purchasers maintain open conversations with suppliers and work together to map out what this transition will look like between now and commitment deadlines. Evaluating and converting supply chains will inevitably require time, resources and creative problem-solving. We encourage companies to start these conversations as soon as possible and to be transparent along the way, reporting even minor improvements each year. This incremental progress is what drives the transition forward.

Impacts of COVID-19

Given the significant pandemic-related challenges companies faced in the past year, it is encouraging that we have seen both continued progress towards and increased reporting against cage-free goals. Average progress made against US and North American commitments was about 2.63%, despite unforeseen obstacles that arose around egg sourcing and reporting capacity.

In the case of one major US retailer, there is anecdotal evidence that some of this progress may have occurred, at least in part, because of a COVID-induced lack of supply of caged eggs. In certain regions, the “panic buying” of shell eggs in the first few months of lockdown resulted in an increase in the volume of cage-free and specialty eggs being procured. This retailer reported seeing a trend that would suggest that, as the market begins to return to something like pre-COVID conditions, certain consumers have continued to buy cage-free and specialty eggs at higher rates. This points to a further conversion towards the purchase of eggs produced in higher welfare environments.

Company Highlight: Delaware North

In the process of trying to better understand how the pandemic has impacted businesses over the past year, Compassion spoke with a representative from one of the top food service companies in the United States. Delaware North made a commitment to go cage-free by 2020, and as of June 2019, their US operations were sourcing 76% of shell eggs and 23% of liquid eggs from cage-free hens. Following significant disruption to their business in 2020 as a result of the COVID-19 pandemic, their senior management renewed the focus on their cage-free goal as their operations came back online. As of July 2021, they are sourcing 90% of both shell and liquid eggs from cage-free hens. Additionally, the company has publicly communicated being on track to complete the promised conversion by the end of 2021. They continue to monitor compliance on a weekly basis, staying in communication with their suppliers and setting clear expectations well in advance of deadlines. Delaware North's work exemplifies best practices in response to the challenges brought about by COVID-19.

While the COVID-19 pandemic will continue to have significant impacts on the US food system, it is notable that the egg industry still saw an increase in the cage-free flock and in company reporting over the last year. At the start of the pandemic, consumers shifted away from eating out to eating at home, driving high demand for eggs in the grocery retail space and resulting in skyrocketing table egg prices. Prices increased 141% and 182% for retail and farm-gate table eggs respectively; this consumption shift also led to a significant reduction in the price of breaking stock eggs (typically liquid or separated egg products) that are most commonly used in food service and restaurants.²¹ The Food and Drug Administration issued temporary exemptions to food safety standards for breaking stock egg producers that allowed them to sell into the retail market, leading prices to return to long-run pre-pandemic equilibrium levels for most egg categories.²²

Differentiated egg products (including cage-free), however, did not see as immediate a return to previous price premiums.²³ In 2019, the average price difference between a dozen conventional and a dozen cage-free Grade A, large, white eggs was \$1.34, as compared to an average difference of \$1.14 in 2020.²⁴ This reduced price premium is likely attributable to Americans' reduced demand for higher welfare products as they focused on ensuring that they could meet their basic needs during the period of economic uncertainty brought on by the pandemic.²⁵ However, as we move further into 2021, that price premium is being restored to pre-pandemic levels, averaging \$1.38 for the period of January through August 2021. This indicates that demand is rising again, likely in part due to changing legislation.²⁶

21 Malone, T., et al. (2021, March 16). *Unscrambling US egg supply chains amid Covid-19*. Food Policy, 101. Retrieved from <https://www.sciencedirect.com/science/article/pii/S0306919221000245?via%3Dihub>

22 Malone, T., et al. (2021). *Unscrambling US egg supply chains amid Covid-19*.

23 Malone, T., et al. (2021). *Unscrambling US egg supply chains amid Covid-19*.

24 USDA AMS. (2019 – 2020). *USDA Weekly Retail Shell Egg and Egg Products Feature Activity Report*. Retrieved from <https://usda.library.cornell.edu/concern/publications/q237hr94j?locale=en>

25 Malone, T., et al. (2021). *Unscrambling US egg supply chains amid Covid-19*.

26 USDA AMS. (2021). *USDA Weekly Retail Shell Egg and Egg Products Feature Activity Report*. Retrieved from <https://usda.library.cornell.edu/concern/publications/q237hr94j?locale=en>

Legislation & WIC

In 2021, both Utah and Nevada passed laws banning caged systems for laying hens, pushing the number of states that have passed similar laws up to nine. Of those states, the laws in Massachusetts, California, Washington, Oregon, Michigan, Colorado and Nevada ban not only the production but also the sale of eggs from caged systems. While the deadlines for compliance vary from state to state, California and Massachusetts will begin requiring compliance for laying hens on January 1st, 2022. Thus, companies looking to produce or sell shell eggs in these states will be required to meet these standards within the next few months. As cage-free laws continue to be introduced throughout the US, suppliers and purchasers alike will need to evolve to keep up with regulations and maintain current business relationships.

Legislation has been a positive force in this transition, aided by the fact that the price of cage-free eggs has decreased over the long-term. Despite the short-term price trends discussed above showing an increase in price premiums for cage-free eggs from 2020 to 2021, the overall trend between 2009 and the present has been a decreasing price difference between conventional and cage-free eggs, from \$1.59 in 2009 to \$1.38 in 2021. The retail price of cage-free eggs has followed the same path, decreasing from an average of \$2.63 in 2009 to \$2.41 in 2021.²⁷ This trend in price has created an opportunity for expanding access to cage-free products through increased affordability. This has also made it more feasible for cage-free eggs to be included in programs such as the Special Supplemental Nutrition Program for Woman, Infants, and Children (WIC), a program which serves over 6.4 million participants per month.²⁸

As the US egg market continues to transition towards cage-free as a baseline standard, Compassion has concentrated on ensuring that all companies that have made cage-free commitments can reach their goals. We recognize that retailers cannot do so if the WIC programs in which they participate do not support the purchase of cage-free eggs.

As such, Compassion has been engaging with both the National WIC Association and state WIC agencies to encourage the inclusion of cage-free eggs in Approved Food Lists (AFLs) across the country. This move will not only mean that retailers can transition their entire supply chain and make good on their commitments, but also that low-income families will have the same access to cage-free eggs and ability to choose as any other consumer. We encourage those retailers with a US presence to reach out to WIC agencies in states where they operate and communicate the imperative to expand AFLs in this way. For companies seeking more information on this issue, several resources are provided below.

- [Fact Sheet: Cage-Free Eggs and Implications for WIC](#)
- [Blog Post: "If we want to go cage-free, we need to work with WIC"](#)
- [Blog Post: "OR, CO & more WIC programs authorize cage-free eggs"](#)

27 USDA AMS. (2009 – 2021). *Weekly Retail Shell Egg and Egg Products Feature Activity Report*. Retrieved from requested USDA archives.

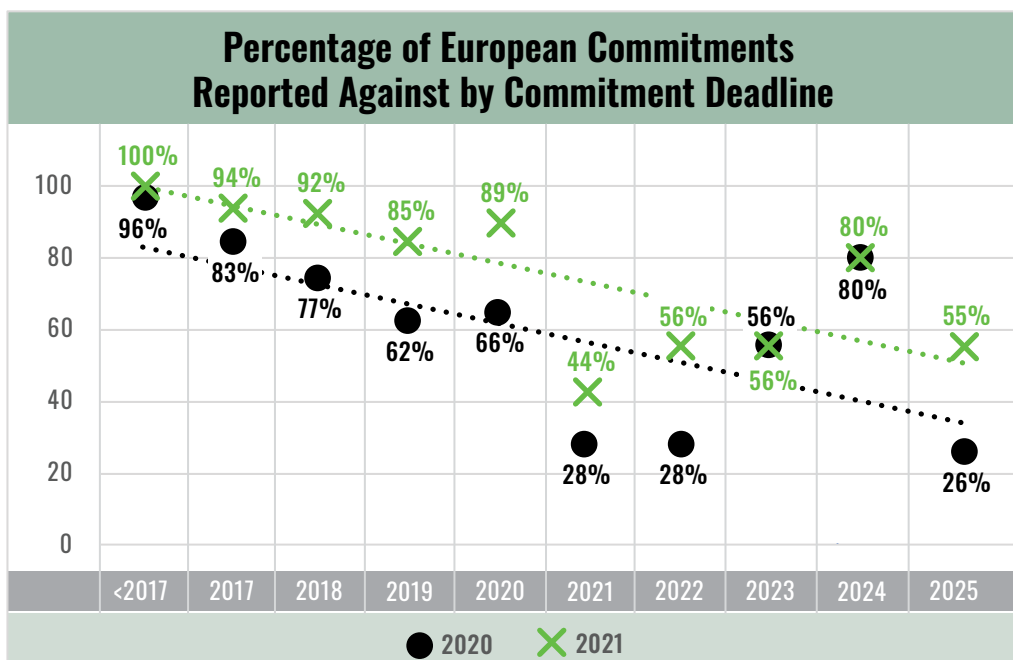
28 USDA FNS. (2019). *WIC Frequently Asked Questions (FAQs)*. Retrieved from <https://www.fns.usda.gov/wic/frequently-asked-questions>



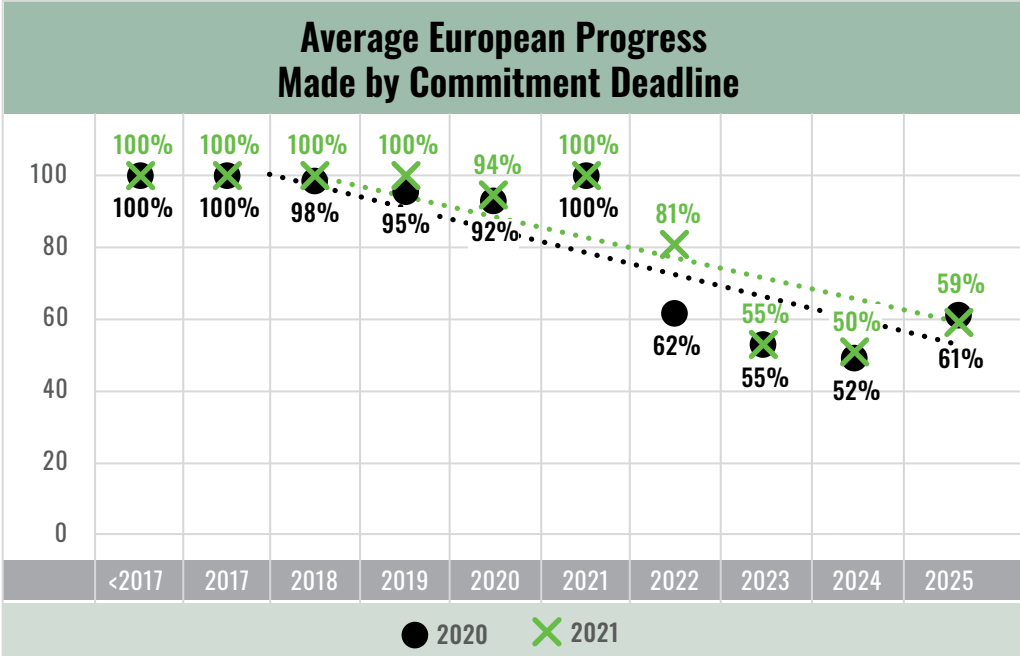
European Overview

Key Headlines

- Of the 116 companies with UK or European commitments, 98 reported progress (84%). This represents an increase of 15 companies over last year.
- Those who provided reporting decreased their cage-free sourcing by an average of 0.15% against their European commitments in the past year, with COVID-19 and avian influenza being cited as reasons behind supply and demand challenges. These companies' European supply chains now stand at an average of 86.13% cage-free.
- Two companies met their European-level commitments in the past year: Nestlé and Yum! Brands (KFC Western Europe).
- In the past year, 13 companies met national commitments within Europe or improved their reporting and have now confirmed that they have met their commitment deadlines: Aldi Süd (Hofer Italy), Balocco (Italy), Bertrand Restauration (LEON France), Conad (Italy), Domino's (Ireland and UK), Greggs plc (UK), Grupo Avícola Rujamar (Spain), Gruppo Pam (iN's Mercato Italy), Metro Group (Austria, Belgium, Germany, Italy, and Netherlands), Pret A Manger (France and UK), Sammontana (parent company Italy and Tre Marie Croissanterie Italy), Schwarz Group (Lidl Spain), and Spar International (Slovenia).
- Nine companies* have missed commitment deadlines or are not reporting progress against a deadline that has already passed: Ahold Delhaize (Delhaize Le Lion Belgium), Aldi Nord (France), Aldi Süd (Hofer Slovenia), Azzurri Group (UK), E.Leclerc (Europe), Euroristorazione (Italy), ICA Gruppen (ICA Sweden), J D Wetherspoon plc (UK), and Paluani (Italy). Ahold Delhaize and Aldi Nord continue to make and update progress against those commitments despite having missed deadlines.
- The EU cage-free flock continues to grow, reaching 52% in September 2021, up from 50.5% in 2020.



*Small fluctuations have not been commented on due to distortions and derogations in the market. Any companies which were previously 100% but have now reported less than 1% caged egg in their supply have not been highlighted.



There are over 370 million commercial laying hens in the European Union, of which 52% are in cage-free systems, 33.9% in barn systems, 11.9% in free-range systems and 6.2% in organic systems. That is an increase of 1.5% in cage-free systems since 2020, with most of this accounted for by the increase in barn production (1.4%) and a small portion by the increase in free-range production (0.1%).²⁹

EggTrack has seen a greater number of companies reporting on their transition to cage-free in Europe, from 83 out of 101 in 2020 to 97 out of 116 in 2021, with major companies such as EG Group (Asda), Huevos Guillén, Sammontana and Pomona beginning to report and CDPO and Eurovo nearing completion of their commitments.

The cage-free movement in Europe was bolstered in June this year when the European Commission made the landmark decision to phase out cages in all animal farming across the continent by 2027. This monumental step forward was prompted by the highly successful “End the Cage Age” European Citizens Initiative (ECI), led by Compassion in World Farming and supported by 170 European NGOs, which received an unprecedented 1.4 million signatures from EU citizens.

The ECI was backed by 11 leading companies, including Nestlé, Barilla, Unilever and Eurovo (the largest Italian egg producer), all supporting the call to phase out the use of cages in animal farming starting with laying hens. A legislative proposal will be submitted by the end of 2023, which will need the approval of the European Parliament and the Council of Europe. The unprecedented backing of the ECI from citizens, industry leaders and MEPs shows we are on a positive course to see the elimination of caged systems in Europe.

²⁹ European Commission website. (Accessed 23/09/2021) Dashboard: Eggs. Retrieved from https://ec.europa.eu/info/food-farming-fisheries/animals-and-animal-products/animal-products/eggs_en

United Kingdom

The UK's laying hen flock totals around 42 million, and nearly 60% of eggs*³⁰ are now cage-free, almost a 2% increase from 2019. This increase has come from 0.5% in barn eggs, 1% in free-range and 0.3% in organic eggs. This means that 2.5% of hens are now in barn systems, 53.6% in free-range and 3.5% in organic systems.³¹

Following the introduction of the British Egg Industry Council's (BEIC) barn standard in 2019, many UK egg producers have started to transition away from enriched cages and are in the process of converting existing sheds. Two of the largest egg producers, Noble Foods and L. J. Fairburn and Son, have cage-free commitments, and others are responding to their customers by investing in higher welfare systems.

The COVID-19 pandemic has caused huge disruption in the UK egg industry over the past two years, with workforce issues and unavailability of materials such as bedding, feed and fuel.³² The BEIC reported egg sales soared 30% year-on-year and continues to report that egg sales are 20% higher than pre-pandemic levels.^{33,34} One UK retailer was forced to import more from Europe to ensure availability. At the same time, reports were made of businesses that supplied schools struggling with thousands of surplus eggs.³⁵ Avian Influenza has also had an impact, and with all of these pressures combined, we have seen more companies reporting a decrease in the percentage of cage-free eggs in their supply chain from last year. This shows as a 3% decrease in UK company transitions this year. However, these figures do not reflect the overall increased volumes of eggs sold. Ultimately, higher volumes of cage-free eggs were purchased than the year before.

Companies still need to address ingredient eggs – the “hidden” egg – as part of their cage-free commitments if we are to truly move away from caged production in the UK. The “big four” retailers, Tesco, Sainsbury's, Asda and Morrisons, all now have cage-free egg ingredient commitments, as do many other retailers and food service companies. However, manufacturers are lagging behind, with leading companies such as Bakkavor and Dawn Foods both without public cage-free egg commitments.

With only 4 years to go until the 2025 deadline, producers are heavily investing in converting to cage-free systems, and they need the support of their customers through this transition period. Food companies should ensure they have clear, detailed roadmaps to achieving their commitments and that they communicate these timelines clearly to their suppliers to enable a smooth cage-free egg transition across the country.

* Grade A eggs – accounting for over 90% of UK production. Statistics on the remaining 10% are unavailable

31 DEFRA website. (Accessed 23/09/2021). Latest UK egg statistics. Retrieved from <https://www.gov.uk/government/statistics/egg-statistics>

32 NFU. (2020, June 12). *What is the impact on the poultry sector?*

Retrieved from: <https://www.nfuonline.com/sectors/poultry/poultry-news/coronavirus-what-is-the-impact-on-the-poultry-sec/>

33 Davies, J. (2020, June 29). *Egg sales up 30% as BEIC looks forward*. Poultry Network.

Retrieved from <https://poultry.network/3848-egg-sales-up-30-as-beic-looks-forward/>

34 White, K. (2021, April 15). *Egg sales still growing after pandemic panic-buying boost*. The Grocer.

Retrieved from <https://www.thegrocer.co.uk/eggs-and-poultry/egg-sales-still-growing-after-pandemic-panic-buying-boost/655148.article>

35 McDougal, T. (2021, January 22). *Corona lockdown UK schools poses problems for UK egg sector*. Poultry World.

Retrieved from <https://www.poultryworld.net/Eggs/Articles/2021/1/Corona-lockdown-UK-schools-poses-problems-for-UK-egg-sector-699337E/>

France

France is now the leading EU egg producer (12% of EU production with 979 000 tons in 2020). Cage-free production has accelerated over the past few years, from 36.7% in 2017 to 53% in 2020 to 64% in 2021³⁶. Free-range eggs continue to dominate the cage-free market and represent 45% of total national egg production in 2021, even though barn egg volumes (19% of the total production in 2021) are rapidly increasing.

Retail sales figures show that only 28% of shell eggs sold in July 2021 came from caged systems (versus 35% in 2020 and 48% in 2019). All French retailers have now committed to source only cage-free shell eggs and egg ingredients by 2025 at the latest. As reflected in this year's EggTrack, this transition is well underway for shell eggs, and several retailers fully achieved this for their own brands (e.g. Carrefour, Les Mousquetaires, Leclerc) or for all brands (Casino Group). Progress is slower on egg ingredients (except for Lidl, which has already achieved their cage-free target on egg ingredients). Several retailers have adopted policies for their own brand shell egg supply chains that go beyond cage-free and include other elements such as free-range access (Monoprix³⁷, Système U³⁸) or winter gardens (Carrefour³⁹) as baseline standards.

Progress in the food service sector is slower, however, and standard barn systems remain the predominant choice amongst cage-free alternatives. This is due to budgetary limitations, especially for contract caterers/institutional catering. Leading egg producers such as Matines and Avril have made cage-free commitments, but still few producers are 100% cage-free (Cocorette, Loué, Coquy).

Italy

In Italy, the trend towards cage-free production has continued to increase with more companies making cage-free commitments, reversing the ratio between caged and cage-free hens in the past four years to 40% caged and 60% cage-free (compared to 60:40% previously).

However, six out of 24 Italian companies are still not reporting against their commitments, and Italian retailers are lagging behind others across the EU. Only seven Italian retailers included in EggTrack have a commitment on egg ingredients, and out of the top five Italian retailers, only two of them have a cage-free commitment on both shell and ingredient eggs.

The growing number of Italian companies included in EggTrack that have a public statement to phase out combination systems alongside cages, ten companies out of 24, is a strong indication that these systems are outdated and pose a risk in terms of consumer expectations.

Despite the challenges in phasing out combination systems, the future looks brighter in Italy as more companies, like leading Italian egg producers Eurovo, Fattoria Roberti and Gruppo Sabbatani, commit to phase out cages as well combination systems from their farms by 2025 at the latest.

36 CNPO website. (Accessed on 23/09/2021). Les chiffres clés. Retrieved from <https://oeuf-info.fr/infos-filiere/les-chiffres-cles/>

37 Monoprix. (2019) *On Est brouillés avec Les œufs de poules en cage*. Retrieved from <https://entreprise.monoprix.fr/wp-content/uploads/2019/05/on-est-brouille.pdf>

38 Coopérative U Enseigne. (2020). *Les magasins u s'engagent pour le bien-être animal*. Retrieved from <https://www.magasins-u.com/cooperative-u/vision-engagements/engagement-ressources/bien-etre-animal>

39 Carrefour. (2020, February 10). *Carrefour, premier distributeur à implanter une technique pour mettre fin à l'élimination des poussins males*. Retrieved from <https://www.carrefour.com/fr/actuality/carrefour-premier-distributeur-implanter-une-technique-pour-mettre-fin-lelimination-de>

Spain

Spain is one of the largest producers of caged eggs and in 2020, and as an exception to the general trend, caged production went up by 0.8%. This was most likely due to changes in supply caused by COVID-19, increase in production costs, and a lack of agreed planning for cage-free transitioning between producers and their clients.⁴⁰

While cage-free commitments are slowly increasing, the fact that only five out of eleven Spanish companies included in EggTrack are reporting on their cage-free progress indicates that many companies are delaying their plans towards 100% cage-free conversion.

By contrast, cage-free egg consumption has grown in the past year, with a market penetration of 46.4%.⁴¹ Surveys show that 70% of Spanish consumers prefer to buy cage-free eggs, and about 54% are willing to pay between 10% and 30% more for eggs from higher welfare systems.^{42,43} Companies should capitalize on this increase in demand by working with their suppliers to transition to cage-free systems and regularly report on the progress they have made towards their cage-free targets.

With a high percentage of hens still reared in caged systems in Spain, it is important that cage-free investments are fully supported so that producers have the confidence to invest in true cage-free systems that preclude the riskier combination or limited access systems. It is essential that companies continue to map out their supply chains and set baseline standards for their egg supply.

Elsewhere in Europe, Ukraine and Poland are significant contributors to the European 'cheaper' poultry production needs with Ukraine as the largest importer of eggs into the EU, although volumes have recently dropped due to high feed costs and Avian Influenza. Poland's flock size (50 million) is the second largest in Europe, and 81% are still in cages. More densely populated countries such as Germany, UK and France are importing high volumes of eggs from these countries, helping to drive cage-free progress through their animal welfare policies and commitments.

Companies making transitions are encouraged to follow our welfare potential matrix for laying hens ([here](#)) and install the best systems possible. We are starting to see a trend towards companies installing winter gardens in barn systems, which provide a roofed, semi-outdoor area that offers birds supplementary foraging materials and dustbathing opportunities. An example of this is provided by a French egg producer, Cocotine, as described below.

40 Inprovo. (2021, April 19), *Spain: Chicken census by systems in 2020*. Avicultura. Retrieved from <https://avicultura.info/espana-censo-de-gallinas-por-sistemas-en-2020/>

41 Inprovo. (2021, March 3). *Characterization of the consumption of eggs in Spanish households in 2020*. Avicultura. Retrieved from <https://avicultura.info/caracterizacion-del-consumo-de-huevos-en-los-hogares-espanoles-en-2020/>

42 Varela, P. (2018, July 30). *41 million chickens never leave their cages*. El País. Retrieved from https://elpais.com/politica/2018/07/29/actualidad/1532890405_694005.html

43 Inprovo. (2018). *Huevometro (Egg Meter) 2018*. Retrieved from https://www.inprovo.com/wp-content/uploads/2018/10/Presentacion_huevometro-2018.pdf

Case Study:

Going a step further in the cage-free transition

Cocotine is a brand of Group Eureden, specializing in egg products for food service companies. Cocotine has been committed to the cage-free transition since 2017, with a 2025 deadline. On the food service market, suppliers like Cocotine must deal with strong budgetary constraints and ensure a compromise between economy, quality and animal welfare.

In addition to egg products from free-range and organic farming, Cocotine only offers products from improved barn systems, with specifications that go beyond regulatory requirements. Marketed under the name “Code 2 Mieux-Être Animal” (“improved welfare”), the first range of products was launched commercially in early 2020.

“Code 2 Mieux-Être Animal” systems offer living conditions better adapted to the needs of laying hens, and guarantee access to a winter garden, natural light in the building and numerous enrichments to encourage the expression of natural behaviors (organic pecking substrates, scattered oats, perches and platforms). Farmers committed to this approach are also working on phasing out beak trimming.

“Code 2 Mieux-Être Animal” farmers consider that the conversion from cages to multi-tier systems with winter gardens is a commitment to the future, as a system both fit for purpose and fit for future that will not be questioned by consumers or legislation in years to come.

On average, the estimated cost of transitioning from cages to a “Code 2 Mieux-Être Animal” shed is estimated at €18-20/hen. Today, this method of production represents an improved quality of life for 352,000 laying hens every year, and is projected to exceed 750,000 by 2024.

Further welfare progress in Europe was highlighted in May this year when Germany hit the headlines as the first country to announce a ban on the culling of day-old male chicks (a common practice in the egg industry), shortly followed by France. Another issue being addressed is the painful process of infrared beak trimming, which involves partially amputating the hen’s beak to prevent the hen from injuring others (our infosheet on beak trimming provides more details about how to reduce the need for this practice in laying hens⁴⁴). Beak trimming has been banned in Austria, the Netherlands, Germany and most of Scandinavia, and is prohibited in the German KAT assurance scheme (around 95% of German egg farmers are part of KAT)⁴⁵. These countries are setting a clear example that it is possible to manage flocks to higher welfare standards without beak trimming.

With many countries struggling still with supply and demand issues it is not surprising to see a decrease in cage-free egg progress this year. Despite this, there has been an increased number of companies that are reporting and clearly committed to evaluating their supply chains and progressing their cage-free egg transitions. We continue to encourage companies to discuss transition timelines with suppliers and develop and act on roadmaps as they get closer to their commitment dates. The Food Business Team welcomes further collaboration with industry, assurance schemes, equipment manufacturers and companies to offer support and continue to drive progress towards cage-free systems.

44 Compassion in World Farming. (2017). *Reducing the need for beak trimming in laying hens*. Retrieved from <https://www.compassioninworldfarming.com/resources/laying-hens/>

45 Label Online. (2021). *Controlled by KAT*. Retrieved from <https://label-online.de/label/kontrolliert-durch-kat-freilandhaltung/>



Methodology





Methodology

As with 2020, the 2021 iteration of EggTrack tracks global commitments to better represent the progress occurring across regions and supply chains in the transition to cage-free. This year's report includes 219 companies, which were selected based on size, egg footprint, market influence and commitment deadline. To be included in the report and displayed on the tracker, all reported progress is required to be publicly disclosed on the company's website or in another relevant document such as an animal welfare policy, an ESG or CSR report, or a press release. Once a company has achieved and clearly reported on its goal of ensuring that all egg types used in its supply chain come from cage-free hens, it receives a 100% cage-free badge in recognition of that achievement.

The inclusion and distinction of global companies in the report are based on whether the company operates at a global scale. Therefore, companies categorized as global in the tracker may or may not have global commitments; this information is noted for each company in the tracker. We tracked progress against all global commitments made by companies included in EggTrack this year, expanding from 25 global commitments tracked in 2020. Global companies that did not make global commitments are denoted with "NC" (No Commitment). For the purposes of this report, a global company is any company that has operations both inside and outside of the US and Europe.

In addition, EggTrack has incorporated two Asian companies for the first time in the 2021 report. These companies fall under the "Global" designation in the tracker. As Compassion broadened the scope of EggTrack in 2020 to include global companies and as we continue to expand the reach of our work, including creating a dedicated Asia team, we are excited to begin capturing progress made by these companies.

While regional designations are included, the report takes a sector-first approach. Companies are categorized by the following sectors: Food Service & Hospitality, Restaurants, Manufacturers, Retailers & Meal Kits (including distributors), or Producers. Companies are designated within their sectors as a global company, a US-only company, or a EUR-only company.

Transparent reporting is the cornerstone of EggTrack, as all information in the tracker is based on companies' publicly disclosed information. Public progress reporting communicates to investors, customers and other key stakeholders that a company is holding itself accountable to and is taking seriously its commitments to social responsibility. Public disclosure of progress also shows that a company has adequately prioritized animal welfare commitments, demonstrating a high level of managerial competency.

The data included in the tracker was compiled during the month of August 2021. Notes and special considerations for how progress is presented in this tracker can be found on eggtrack.com. EggTrack aims to measure progress across a company's entire supply chain by tracking all the egg types relevant to its business (shell eggs and egg products, including liquid eggs, processed eggs and eggs used as ingredients). Relevant egg categories vary by company; therefore, EggTrack looks for transparency on the egg categories covered by an individual commitment.












Company Reporting

Food Service and Hospitality: Global














Company	Status	Region	Egg Type	Progress	Commitment	Good Egg Award
 <p>Accor Hotels</p>	 <p>SLOW PROGRESS</p>	Global	Combined	<div style="width: 0%; background-color: #ccc;"></div>	NR	2025
		US	Combined	<div style="width: 82%; background-color: #76b82a;"></div>	82%	2025
		EUR	Shell	<div style="width: 0%; background-color: #ccc;"></div>	NR	2021
		EUR	Egg products	<div style="width: 0%; background-color: #ccc;"></div>	NR	2025
		France	Shell	<div style="width: 58%; background-color: #76b82a;"></div>	58%	2021
		France	Egg products	<div style="width: 63%; background-color: #76b82a;"></div>	63%	2025
 <p>Aramark</p>	 <p>SLOW PROGRESS</p>	Global	Shell	<div style="width: 33%; background-color: #76b82a;"></div>	33%	2025
		Global	Egg products (processed)	<div style="width: 58%; background-color: #76b82a;"></div>	58%	2025
		Global	Egg products (liquid)	<div style="width: 59%; background-color: #76b82a;"></div>	59%	2025
		US	Shell	<div style="width: 86%; background-color: #76b82a;"></div>	86%	2015
		US	Egg products (processed)	<div style="width: 70%; background-color: #76b82a;"></div>	70%	2020
		US	Egg products (liquid)	<div style="width: 88%; background-color: #76b82a;"></div>	88%	2020
		EUR	Unspecified	<div style="width: 42%; background-color: #76b82a;"></div>	42%	2025
 <p>Caesars Entertainment</p>	 <p>NOT REPORTING</p>	Global	N/A	<div style="width: 0%; background-color: #ccc; border: 1px dashed #ccc;"></div>	NC	None
		US	Unspecified	<div style="width: 0%; background-color: #ccc;"></div>	NR	2025
 <p>Carnival Corporation</p>	 <p>NOT REPORTING</p>	Global	Unspecified	<div style="width: 0%; background-color: #ccc;"></div>	NR	2025



Food Service and Hospitality: Global (continued)

Company	Status	Region	Egg Type	Progress	Commitment	Good Egg Award
 COMPASS GROUP Compass Group	 GOOD PROGRESS	Global	Shell	<div style="width: 27%; background-color: #76b82a;"></div>	27% 2025	
		Global	Egg products (liquid)	<div style="width: 14%; background-color: #76b82a;"></div>	14% 2025	
		US	Shell	<div style="width: 100%; background-color: #76b82a;"></div>	100% 2007	
		US	Egg products (liquid)	<div style="width: 100%; background-color: #76b82a;"></div>	100% 2019	
 Delaware North Delaware North	 SLOW PROGRESS	Global	N/A	<div style="width: 100%; background: repeating-linear-gradient(45deg, transparent, transparent 2px, #ccc 2px, #ccc 4px);"></div>	NC None	
		US	Combined	<div style="width: 90%; background-color: #76b82a;"></div>	90% 2020	
 eliorgroup Time savored Elior Group	 MISSED TARGET	Global	Combined	<div style="width: 0%; background-color: #ccc;"></div>	NR 2025	
		US	Unspecified	<div style="width: 0%; background-color: #ccc;"></div>	NR 2020	
		EUR	Combined	<div style="width: 35.5%; background-color: #76b82a;"></div>	35.5% 2025	
		United Kingdom	Combined	<div style="width: 48%; background-color: #76b82a;"></div>	48% 2025	
 FOUR SEASONS Four Seasons Hotels & Resorts	 GOOD PROGRESS	Global	Unspecified	<div style="width: 0%; background-color: #ccc;"></div>	NR 2025	
		US	Combined	<div style="width: 100%; background-color: #76b82a;"></div>	100% 2019	
		EUR	Combined	<div style="width: 100%; background-color: #76b82a;"></div>	100% 2020	











Food Service and Hospitality: Global (continued)

Company	Status	Region	Egg Type	Progress	Commitment	Good Egg Award
 <p>GROUPE HOLDER Groupe Holder</p>	 <p>GOOD PROGRESS</p>	Global	Shell	<div style="width: 100%;"><div style="width: 100%;"></div></div>	100% 2025	 <p>GOOD EGG AWARD</p>
		Global	Egg products	<div style="width: 28%;"><div style="width: 28%;"></div></div>	28% 2025	
		EUR	Shell	<div style="width: 100%;"><div style="width: 100%;"></div></div>	100% 2023	
		EUR	Egg products	<div style="width: 0%;"><div style="width: 0%;"></div></div>	NR 2023	
 <p>GROUPE LE DUFF Groupe Le Duff (Parent)</p>	 <p>SLOW PROGRESS</p>	Global	Combined	<div style="width: 0%;"><div style="width: 0%;"></div></div>	NR 2025	
		France	Combined	<div style="width: 31.9%;"><div style="width: 31.9%;"></div></div>	31.9% 2025	
 <p>Brioche Dorée (Subsidiary)</p>	 <p>SLOW PROGRESS</p>	France	Combined	<div style="width: 32%;"><div style="width: 32%;"></div></div>	32% 2024	
 <p>DEL ARTE Del Arte (Subsidiary)</p>	 <p>GOOD PROGRESS</p>	France	Combined	<div style="width: 32%;"><div style="width: 32%;"></div></div>	32% 2025	
 <p>FOURNIL de PIERRE Fournil de Pierre (Subsidiary)</p>	 <p>GOOD PROGRESS</p>	France	Combined	<div style="width: 32%;"><div style="width: 32%;"></div></div>	32% 2025	
 <p>Ginger's New York Coffee Ginger's (Subsidiary)</p>	 <p>GOOD PROGRESS</p>	France	Combined	<div style="width: 32%;"><div style="width: 32%;"></div></div>	32% 2025	

Food Service and Hospitality: Global (continued)

Company	Status	Region	Egg Type	Progress	Commitment	Good Egg Award
 Kamps (Subsidiary)	 100% CAGE-FREE	Germany	Combined		100%	2018
 Tablapizza (Subsidiary)	 GOOD PROGRESS	France	Combined		32%	2025
 Hilton	 SLOW PROGRESS	Global	Combined		NR	2025
		US	Shell		82%	2025
		US	Egg products (processed)		NR	2025
		US	Egg products (liquid)		88%	2025
		EUR	Shell		61%	2025
		EUR	Egg products (processed)		NR	2025
		EUR	Egg products (liquid)		78%	2025
 Hyatt	 SLOW PROGRESS	Global	Combined		NR	2025
		US	Shell		72%	2025
		US	Egg products		69%	2025
 IHG Hotels & Resorts	 SLOW PROGRESS	Global	Shell		25%	2025
		US	Shell		4%	2022

Food Service and Hospitality: Global (continued)



Company	Status	Region	Egg Type	Progress	Commitment	Good Egg Award
 <p>Marriott International</p>	 <p>GOOD PROGRESS</p>	Global	Combined	<div style="width: 44%;"><div style="width: 44%;"></div></div>	44% 2025	
		US	Unspecified (managed hotels)	<div style="width: 55.1%;"><div style="width: 55.1%;"></div></div>	55.1% 2025	
		US	Unspecified (franchised hotels)	<div style="width: 29.4%;"><div style="width: 29.4%;"></div></div>	29.4% 2025	
 <p>Minor Hotels</p>	 <p>NOT REPORTING</p>	Global	Combined	<div style="width: 0%;"><div style="width: 0%;"></div></div>	NR 2027	
 <p>Norwegian Cruise Line</p>	 <p>NOT REPORTING</p>	Global	N/A	<div style="width: 0%;"><div style="width: 0%;"></div></div>	NC	None
		US	Unspecified	<div style="width: 0%;"><div style="width: 0%;"></div></div>	NR	2025
 <p>Radisson Hotel Group</p>	 <p>NOT REPORTING</p>	Global	Combined	<div style="width: 0%;"><div style="width: 0%;"></div></div>	NR	2025
 <p>Royal Caribbean International</p>	 <p>NOT REPORTING</p>	Global	N/A	<div style="width: 0%;"><div style="width: 0%;"></div></div>	NC	None
		US	Unspecified	<div style="width: 0%;"><div style="width: 0%;"></div></div>	NR	2022

Food Service and Hospitality: Global (continued)












Company	Status	Region	Egg Type	Progress	Commitment	Good Egg Award
 Sodexo 		Global	Shell		45%	2025
		Global	Egg products (liquid)		67.6%	2025
		US	Shell		73%	2014
		US	Egg products (processed)		68%	2020
		US	Egg products (liquid)		81%	2020
		Austria	Combined		100%	<2017
		Belgium	Combined		100%	<2017
		Switzerland	Combined		100%	<2017
		Germany	Combined		100%	<2017
		Denmark	Shell		93.3%	2025
		Denmark	Egg products (liquid)		92.3%	2025
		Finland	Shell		96.6%	2025
		Finland	Egg products (liquid)		NR	2025
		Netherlands	Combined		100%	<2017
		Norway	Shell		NR	2025
		Norway	Egg products (liquid)		27.8%	2025
		Poland	Combined		100%	<2017
		Sweden	Shell		99.4%	2025
		Sweden	Egg products (liquid)		100%	2025
		United Kingdom	Combined		NR	2025
 The Walt Disney Company 		Global	N/A		NC	None
		US	Combined		100%	2016









Food Service and Hospitality: Global (continued)

Company	Status	Region	Egg Type	Progress	Commitment	Good Egg Award
TRAVEL+LEISURE Travel + Leisure Co.	 GOOD PROGRESS	Global	Combined	<div style="width: 55%;"><div style="width: 55%;"></div></div>	55%	2025
		US	Combined	<div style="width: 100%;"><div style="width: 100%;"></div></div>	100%	2020
WYNDHAM HOTELS & RESORTS Wyndham Hotels & Resorts	 SLOW PROGRESS	Global	Combined	<div style="width: 1%;"><div style="width: 1%;"></div></div>	1%	2025
























Food Service and Hospitality: US

Company	Status	Region	Egg Type	Progress	Commitment	Good Egg Award
 AVI Food Systems	 NOT REPORTING	US	Unspecified	<div style="width: 0%;"></div>	NR	2024
 Eat'n Park Hospitality Group	 SLOW PROGRESS	US	Shell	<div style="width: 20%;"></div>	20%	2025
 Epicurean Feast Cafes	 MISSED TARGET	US	Shell	<div style="width: 97%;"></div>	97%	2020
		US	Egg products (liquid)	<div style="width: 62%;"></div>	62%	2020
 Metz Culinary Management	 SLOW PROGRESS	US	Shell	<div style="width: 0%;"></div>	NR	2014
		US	Unspecified	<div style="width: 30%;"></div>	30%	2025
 Schwan's Company	 NOT REPORTING	US	Unspecified	<div style="width: 0%;"></div>	NR	2025
 SeaWorld	 100% CAGE-FREE	US	Unspecified	<div style="width: 100%;"></div>	100%	2017















Food Service and Hospitality: US (continued)

Company	Status	Region	Egg Type	Progress	Commitment	Good Egg Award
 Six Flags	 GOOD PROGRESS	US	Egg products	<div style="width: 50%; background-color: #ccc;"></div>	NR	2026
		US	Combined	<div style="width: 100%; background-color: #4CAF50;"></div>	100%	2026
 Spectra	 NO PUBLIC COMMITMENT	US	Shell	<div style="width: 50%; background-color: #ccc;"></div>	NR	2019
		US	Egg products (liquid)	<div style="width: 50%; background-color: #ccc;"></div>	NR	2019
 Whitsons Culinary Group	 100% CAGE-FREE	US	Combined	<div style="width: 100%; background-color: #4CAF50;"></div>	100%	2020


Food Service and Hospitality: Europe

Company	Status	Region	Egg Type	Progress	Commitment	Good Egg Award
 API Restauration	 SLOW PROGRESS	EUR	Combined	 21%	2025	
 Camst	 SLOW PROGRESS	EUR EUR	Shell Egg products	  31% 55%	2023 2025	
 CIRFOOD	 GOOD PROGRESS	EUR	Combined	 100%	2018	
 Euroristorazione	 NO PUBLIC COMMITMENT	Italy	Combined	 NR	2017	
 GRUPPO CREMONINI Gruppo Cremonini (Parent)		Italy	N/A	 N/A	None	
 MARR (Subsidiary)	 NOT REPORTING	Italy	Combined	 NR	2025	
 Gruppo Pellegrini	 NOT REPORTING	Italy	Unspecified	 NR	2022	












Food Service and Hospitality: Europe (continued)

Company	Status	Region	Egg Type	Progress	Commitment	Good Egg Award
 Markas	 GOOD PROGRESS	EUR	Combined		65% 2024	
 SSP International	 NOT REPORTING	EUR	Shell		NR 2021	
		EUR	Egg products		NR 2025	
 Whitbread PLC	 GOOD PROGRESS	Germany	Shell		100% 2020	
		Germany	Egg products (liquid)		22% 2025	
		United Kingdom	Shell		100% 2020	
		United Kingdom	Egg products (liquid)		22% 2025	




















Manufacturers: Global

Company	Status	Region	Egg Type	Progress	Commitment	Good Egg Award
 Andros (Parent)		Global	N/A	////	NC	None
		France	N/A	////	NC	None
 Bonne Maman (Subsidiary)		France	N/A	////	NC	None
 Mamie Nova (Subsidiary)		France	Unspecified	████████████████████	NR	2021
 St Michel (Subsidiary)		France	Egg products	████████████████████	100%	<2017
 Barilla		Global	Combined	████████████████████	100%	2020
		US	Combined	████████████████████	100%	2020
		EUR	Combined	████████████████████	100%	<2017
 Campbell Soup Company		Global	Unspecified	██████████████████	10%	2025
 Conagra Brands		Global	N/A	////	NC	None
		US	Unspecified	██████████████████	1%	2024

Manufacturers: Global (continued)

Company	Status	Region	Egg Type	Progress	Commitment	Good Egg Award
 DANONE <small>ONE PLANET. ONE HEALTH</small> Danone (Parent)	 100% CAGE-FREE	Global	Combined	<div style="width: 100%;"><div style="width: 100%;"></div></div>	100% 2020	 GOOD EGG AWARD
		US	Combined	<div style="width: 100%;"><div style="width: 100%;"></div></div>	100% 2019	
 Specialised Nutrition (Subsidiary)	 100% CAGE-FREE	EUR	Combined	<div style="width: 100%;"><div style="width: 100%;"></div></div>	100% 2019	 GOOD EGG AWARD
 Michel et Augustin (Subsidiary)	 100% CAGE-FREE	EUR	Combined	<div style="width: 100%;"><div style="width: 100%;"></div></div>	100% 2019	 GOOD EGG AWARD
 Ferrero	 GOOD PROGRESS	Global	Combined	<div style="width: 95%;"><div style="width: 95%;"></div></div>	95% 2025	 GOOD EGG AWARD
		EUR	Combined	<div style="width: 100%;"><div style="width: 100%;"></div></div>	100% <2017	
 General Mills General Mills	 GOOD PROGRESS	Global	Unspecified	<div style="width: 52%;"><div style="width: 52%;"></div></div>	52% 2025	
 Groupe Le Duff (Parent)	 GOOD PROGRESS	Global	Combined	<div style="width: 78.1%;"><div style="width: 78.1%;"></div></div>	78.1% 2025	

Manufacturers: Global (continued)

Company	Status	Region	Egg Type	Progress	Commitment	Good Egg Award
 Bridor (Subsidiary)	 100% CAGE-FREE	France	Combined		100% 2018	
 Cité Gourmande (Subsidiary)	 100% CAGE-FREE	France	Combined		100% 2018	
 Grupo Bimbo	 NOT REPORTING	Global	Unspecified		NR 2025	
 Hormel Foods	 100% CAGE-FREE	Global	Combined		100% 2021	
 Kellogg's	 SLOW PROGRESS	Global US EUR	Egg products Egg products Egg products	  	12% 2025 13% 2025 9% 2025	
 Kraft Heinz Company	 GOOD PROGRESS	Global Global	Egg products (processed) Egg products (liquid)	 	44% 2025 77% 2025	

Manufacturers: Global (continued)

Company	Status	Region	Egg Type	Progress	Commitment	Good Egg Award
 Lactalis	 NOT REPORTING	Global	Combined	<div style="width: 100%; height: 10px; background-color: #ccc;"></div>	NR	2025
		EUR	Combined	<div style="width: 100%; height: 10px; background-color: #ccc;"></div>	NR	2021
 Mars	 GOOD PROGRESS	Global	N/A	<div style="width: 100%; height: 10px; background-color: #ccc; border: 1px dashed #ccc;"></div>	NC	None
		US	Unspecified	<div style="width: 100%; height: 10px; background-color: #4CAF50;"></div>	100%	2020
		EUR	Unspecified	<div style="width: 100%; height: 10px; background-color: #4CAF50;"></div>	100%	<2017
 Mondelēz International	 SLOW PROGRESS	Global	Unspecified	<div style="width: 27%; height: 10px; background-color: #4CAF50;"></div>	27%	2025
		US	Unspecified	<div style="width: 100%; height: 10px; background-color: #4CAF50;"></div>	100%	2020
		EUR	Unspecified	<div style="width: 15%; height: 10px; background-color: #4CAF50;"></div>	15%	2025
 Nestlé	 GOOD PROGRESS	Global	Combined	<div style="width: 70%; height: 10px; background-color: #4CAF50;"></div>	70%	2025
		US	Combined	<div style="width: 100%; height: 10px; background-color: #4CAF50;"></div>	100%	2020
		EUR	Combined	<div style="width: 100%; height: 10px; background-color: #4CAF50;"></div>	100%	2020







Global	Unspecified	<div style="width: 100%; height: 10px; background-color: #ccc;"></div>	NR	2025
US	Egg products (processed)	<div style="width: 100%; height: 10px; background-color: #4CAF50;"></div>	100%	2020
EUR	Egg products (processed)	<div style="width: 84%; height: 10px; background-color: #4CAF50;"></div>	84%	2025





Global	Unspecified	<div style="width: 88%; height: 10px; background-color: #4CAF50;"></div>	88%	2025
US	Unspecified	<div style="width: 98%; height: 10px; background-color: #4CAF50;"></div>	98%	2020

Manufacturers: Global (continued)

Company	Status	Region	Egg Type	Progress	Commitment	Good Egg Award
 THE J.M. SMUCKER CO. The J.M. Smucker Company	 GOOD PROGRESS	Global	N/A	////	NC	None
		US	Egg products (processed)	<div style="width: 50%; background-color: #ccc;"></div>	NR	2025
		US	Egg products (liquid)	<div style="width: 100%; background-color: #4CAF50;"></div>	100%	2020
 Unilever Unilever	 GOOD PROGRESS	Global	Combined	<div style="width: 68%; background-color: #4CAF50;"></div>	68%	2025
		US	Combined	<div style="width: 100%; background-color: #4CAF50;"></div>	100%	2020
		EUR	Combined	<div style="width: 100%; background-color: #4CAF50;"></div>	100%	2020



















Manufacturers: US

Company	Status	Region	Egg Type	Progress	Commitment	Good Egg Award
 Flowers Foods	 NOT REPORTING	US	Unspecified	<div style="width: 100%; height: 10px; background-color: #ccc;"></div>	NR 2025	








Manufacturers: Europe

Company	Status	Region	Egg Type	Progress	Commitment	Good Egg Award
 Balocco	 100% CAGE-FREE	Italy	Egg products		100% 2019	
 Galbusera (Parent)	 100% CAGE-FREE	Italy	Egg products		100% 2017	
 Tre Marie Ricorrenze (Subsidiary)	 100% CAGE-FREE	Italy	Egg products		100% 2020	
 GB Foods	 NOT REPORTING	EUR	Combined		NR 2025	
 Groupe LDC (Parent)		EUR	N/A		NC None	
 Marie (Subsidiary)	 100% CAGE-FREE	EUR	Egg products		100% 2020	
 Grycan	 NOT REPORTING	Poland	Egg products		NR 2023	



Manufacturers: Europe (continued)

Company	Status	Region	Egg Type	Progress	Commitment	Good Egg Award
 Gullón	 NOT REPORTING	Spain	Combined		NR 2025	
 La Boulangère	 100% CAGE-FREE	France	Egg products		100% 2018	
 Lotte (Parent)		EUR	N/A		NC None	
 Wedel (Subsidiary)	 NOT REPORTING	EUR	Egg products		NR 2025	
 Paluani	 MISSED TARGET	Italy	Egg products		NR 2019	
 Sammontana (Parent)	 100% CAGE-FREE	Italy	Egg products		100% 2019	

Manufacturers: Europe (continued)

Company	Status	Region	Egg Type	Progress	Commitment	Good Egg Award
 <p>Tre Marie Croissanterie (Subsidiary)</p>	 <p>100% CAGE-FREE</p>	Italy	Egg products		100% 2019	
 <p>Sodebo</p>	 <p>GOOD PROGRESS</p>	EUR	Combined		60% 2023	














Producers: US

Company	Status	Region	Egg Type	Progress	Commitment	Good Egg Award
 Eggland's Best	 NOT REPORTING	US	Unspecified	<div style="width: 100%; height: 10px; background-color: #ccc;"></div>	NR 2025	




















Producers: Europe

Company	Status	Region	Egg Type	Progress	Commitment	Good Egg Award
 CDPO	 GOOD PROGRESS	France	Shell		93% 2025	
 Eureden	 GOOD PROGRESS	EUR	Combined		34% 2025	
 Eurovo	 GOOD PROGRESS	Italy	Combined		97% 2022	
 Fattoria Roberti	 GOOD PROGRESS	Italy	Combined		75% 2025	
 Groupe Avril	 GOOD PROGRESS	EUR	Combined		50.3% 2025	
 Grupo Avícola Rujamar	 100% CAGE-FREE	Spain	Combined		100% 2018	
 Gruppo Sabbatani	 GOOD PROGRESS	Italy	Combined		77% 2023	

Producers: Europe (continued)

Company	Status	Region	Egg Type	Progress	Commitment	Good Egg Award
 Huevos Guillén		Spain	Combined		28% 2025	
 L J Fairburn and Son		United Kingdom	Combined		78% 2025	
 L'Oeuf de Nos Villages		France	Combined		NR 2025	
 Noble Foods		United Kingdom	Combined		72.2% 2025	
























Restaurants: Global

Company	Status	Region	Egg Type	Progress	Commitment	Good Egg Award	
 Autogrill	 NOT REPORTING	Global US EUR	N/A Combined Combined		NC NR NR	None 2025 2025	
 Bloomin' Brands	 NOT REPORTING	Global US	N/A Unspecified		NC NR	None 2025	
 Brinker International	 NOT REPORTING	Global US	N/A Unspecified		NC NR	None 2025	
 California Pizza Kitchen	 NOT REPORTING	Global US	N/A Unspecified		NC NR	None 2022	
 Caribou Coffee	 SLOW PROGRESS	Global US	Unspecified Unspecified		NR 100%	2025 2020	
 CKE Restaurants	 NO PUBLIC COMMITMENT	Global US	N/A Unspecified		NC NR	None 2025	

Restaurants: Global (continued)

Company	Status	Region	Egg Type	Progress	Commitment	Good Egg Award
 COSTA COFFEE Costa Coffee	 SLOW PROGRESS	Global	Unspecified	<div style="width: 50%; background-color: #ccc;"></div>	NR	2025
		United Kingdom	Shell	<div style="width: 100%; background-color: #4CAF50;"></div>	100%	2020
		United Kingdom	Egg products	<div style="width: 50%; background-color: #ccc;"></div>	NR	2021
 Dairy Queen	 NOT REPORTING	Global	N/A	<div style="width: 100%; background-color: #ccc; border: 1px dashed #ccc;"></div>	NC	None
		US	Combined	<div style="width: 50%; background-color: #ccc;"></div>	NR	2025
 DARDEN Darden Restaurants	 GOOD PROGRESS	Global	N/A	<div style="width: 100%; background-color: #ccc; border: 1px dashed #ccc;"></div>	NC	None
		US	Egg products	<div style="width: 100%; background-color: #4CAF50;"></div>	100%	2018
 Denny's	 NOT REPORTING	Global	N/A	<div style="width: 100%; background-color: #ccc; border: 1px dashed #ccc;"></div>	NC	None
		US	Unspecified	<div style="width: 50%; background-color: #ccc;"></div>	NR	2026
 DINE BRANDS Dine Brands Global	 SLOW PROGRESS	Global	N/A	<div style="width: 100%; background-color: #ccc; border: 1px dashed #ccc;"></div>	NC	None
		US	Unspecified	<div style="width: 5%; background-color: #4CAF50;"></div>	5.2%	2025
 Domino's Domino's	 SLOW PROGRESS	Global	N/A	<div style="width: 100%; background-color: #ccc; border: 1px dashed #ccc;"></div>	NC	None
		France	Shell	<div style="width: 50%; background-color: #ccc;"></div>	NR	2022
		France	Egg products	<div style="width: 50%; background-color: #ccc;"></div>	NR	2025
		Ireland	Egg products (liquid)	<div style="width: 100%; background-color: #4CAF50;"></div>	100%	2020
		United Kingdom	Egg products (liquid)	<div style="width: 100%; background-color: #4CAF50;"></div>	100%	2020

Restaurants: Global (continued)

Company	Status	Region	Egg Type	Progress	Commitment	Good Egg Award
 famous brands Famous Brands	 NOT REPORTING	Global	Unspecified		NR 2025	
 FOCUS BRANDS™ FOCUS Brands	 NOT REPORTING	Global US	N/A Unspecified	 	NC 2026 NR 2026	None
 GROUPE LEDUFF Groupe Le Duff (Parent)		Global	N/A		N/A	None
 GROUPE LEDUFF Le Duff America, Inc. (Subsidiary)	 NOT REPORTING	US	Unspecified		NR 2026	
 IKEA® IKEA	 SLOW PROGRESS	Global US	Combined Unspecified	 	61% NR 2016	2025
 INSPIRE Inspire Brands (Parent)	 NOT REPORTING	Global	Unspecified		NR 2025	
 Arby's Arby's (Subsidiary)	 GOOD PROGRESS	Global US	Unspecified Unspecified	 	NR 100%	2025 2020

Restaurants: Global (continued)












Company	Status	Region	Egg Type	Progress	Commitment	Good Egg Award
 <p>Dunkin' Brands (Subsidiary)</p>	 <p>SLOW PROGRESS</p>	Global	Unspecified	<div style="width: 95%;"><div style="width: 95%;"></div></div>	95%	2025
		US	Egg products (liquid)	<div style="width: 10.8%;"><div style="width: 10.8%;"></div></div>	10.8%	2025
 <p>Sonic Drive-In (Subsidiary)</p>	 <p>NOT REPORTING</p>	US	Unspecified	<div style="width: 0%;"><div style="width: 0%;"></div></div>	NR	2025
 <p>Krispy Kreme</p>	 <p>NOT REPORTING</p>	Global	Unspecified	<div style="width: 0%;"><div style="width: 0%;"></div></div>	NR	2026
 <p>McDonald's</p>	 <p>GOOD PROGRESS</p>	Global	N/A	<div style="width: 0%;"><div style="width: 0%;"></div></div>	NC	None
		US	Unspecified	<div style="width: 62%;"><div style="width: 62%;"></div></div>	62%	2025
		EUR	Shell	<div style="width: 100%;"><div style="width: 100%;"></div></div>	100%	<2017
		EUR	Egg products	<div style="width: 0%;"><div style="width: 0%;"></div></div>	NR	2025
		Germany	Combined	<div style="width: 100%;"><div style="width: 100%;"></div></div>	100%	2025
		France	Combined	<div style="width: 100%;"><div style="width: 100%;"></div></div>	100%	2019
		Netherlands	Combined	<div style="width: 100%;"><div style="width: 100%;"></div></div>	100%	2025
		United Kingdom	Combined	<div style="width: 100%;"><div style="width: 100%;"></div></div>	100%	2025
 <p>Papa John's Pizza</p>	 <p>GOOD PROGRESS</p>	Global	Unspecified	<div style="width: 0%;"><div style="width: 0%;"></div></div>	NR	2025
		US	Combined	<div style="width: 100%;"><div style="width: 100%;"></div></div>	100%	2016



Restaurants: Global (continued)

Company	Status	Region	Egg Type	Progress	Commitment	Good Egg Award
 Peet's Coffee	 SLOW PROGRESS	Global	Combined	<div style="width: 0%; background-color: #ccc;"></div>	NR 2025	
		US	Unspecified (coolers, warm breakfasts, and package food)	<div style="width: 100%; background-color: #4CAF50;"></div>	100% 2022	
		US	Unspecified (baked goods)	<div style="width: 78%; background-color: #4CAF50;"></div>	78% 2022	
 Pizza Express	 SLOW PROGRESS	Global	N/A	<div style="width: 0%; background-color: #ccc; border-bottom: 1px dashed #ccc;"></div>	NC None	
		United Kingdom	Shell	<div style="width: 100%; background-color: #4CAF50;"></div>	100% <2017	
		United Kingdom	Egg Products	<div style="width: 0%; background-color: #ccc;"></div>	NR 2025	
 Pret A Manger	 NO PUBLIC COMMITMENT	Global	Combined	<div style="width: 0%; background-color: #ccc;"></div>	NR 2022	 GOOD EGG AWARD
		US	Combined	<div style="width: 100%; background-color: #4CAF50;"></div>	100% 2020	
		France	Combined	<div style="width: 100%; background-color: #4CAF50;"></div>	100% 2020	
		United Kingdom	Combined	<div style="width: 100%; background-color: #4CAF50;"></div>	100% <2017	
 Quiznos	 NOT REPORTING	Global	N/A	<div style="width: 0%; background-color: #ccc; border-bottom: 1px dashed #ccc;"></div>	NC None	
		US	Unspecified	<div style="width: 0%; background-color: #ccc;"></div>	NR 2025	
 Restaurant Brands International (Parent)	 NOT REPORTING	Global	Combined	<div style="width: 0%; background-color: #ccc;"></div>	NR 2030	



















Restaurants: Global (continued)

Company	Status	Region	Egg Type	Progress	Commitment	Good Egg Award
 Burger King (Subsidiary)	 SLOW PROGRESS	Global	Combined	<div style="width: 50%; background-color: #ccc;"></div>	NR 2030	
		US	Combined	<div style="width: 50%; background-color: #ccc;"></div>	NR 2025	
		United Kingdom	Shell	<div style="width: 100%; background-color: #4CAF50;"></div>	100% 2017	
		United Kingdom	Egg products	<div style="width: 50%; background-color: #ccc;"></div>	NR 2025	
 Popeyes (Subsidiary)	 NOT REPORTING	Global	Combined	<div style="width: 50%; background-color: #ccc;"></div>	NR 2030	
		US	Combined	<div style="width: 50%; background-color: #ccc;"></div>	NR 2025	
 Tim Hortons (Subsidiary)	 NOT REPORTING	Global	Combined	<div style="width: 50%; background-color: #ccc;"></div>	NR 2030	
		US	Combined	<div style="width: 50%; background-color: #ccc;"></div>	NR 2025	
 Ruby Tuesday	 NO PUBLIC COMMITMENT	Global	N/A	<div style="width: 100%; background: repeating-linear-gradient(45deg, transparent, transparent 2px, #ccc 2px, #ccc 4px);"></div>	NC None	
		US	Combined	<div style="width: 50%; background-color: #ccc;"></div>	NR 2025	
 Shake Shack	 GOOD PROGRESS	Global	Combined	<div style="width: 32%; background-color: #4CAF50;"></div>	32% 2025	
		US	Shell	<div style="width: 100%; background-color: #4CAF50;"></div>	100% 2013	
		US	Egg products (liquid)	<div style="width: 100%; background-color: #4CAF50;"></div>	100% 2016	















Restaurants: Global (continued)

Company	Status	Region	Egg Type	Progress	Commitment	Good Egg Award
 Starbucks		Global	Combined	<div style="width: 0%; background-color: #ccc;"></div>	NR 2020	
		US	Shell	<div style="width: 100%; background-color: #4CAF50;"></div>	100% 2020	
		US	Egg products (processed)	<div style="width: 99.3%; background-color: #4CAF50;"></div>	99.3% 2020	
		US	Egg products (liquid)	<div style="width: 100%; background-color: #4CAF50;"></div>	100% 2020	
		EUR	Egg products (liquid)	<div style="width: 100%; background-color: #4CAF50;"></div>	100% 2020	
		EUR	Combined	<div style="width: 100%; background-color: #4CAF50;"></div>	100% 2020	
 Subway		Global	N/A	<div style="width: 0%; background-color: #ccc; border-bottom: 1px dashed #ccc;"></div>	NC None	
		US	Unspecified	<div style="width: 27%; background-color: #4CAF50;"></div>	27% 2025	
		EUR	Unspecified	<div style="width: 100%; background-color: #4CAF50;"></div>	100% <2017	
 TGI Fridays		Global	N/A	<div style="width: 0%; background-color: #ccc; border-bottom: 1px dashed #ccc;"></div>	NC None	
		US	Combined	<div style="width: 100%; background-color: #4CAF50;"></div>	100% 2025	
 The Cheesecake Factory		Global	N/A	<div style="width: 0%; background-color: #ccc; border-bottom: 1px dashed #ccc;"></div>	NC None	
		US	Combined	<div style="width: 51%; background-color: #4CAF50;"></div>	51% 2025	
 The Restaurant Group plc (Parent)		Global	N/A	<div style="width: 0%; background-color: #ccc; border-bottom: 1px dashed #ccc;"></div>	NC None	
		United Kingdom	Shell	<div style="width: 100%; background-color: #4CAF50;"></div>	100% 2017	
		United Kingdom	Egg products	<div style="width: 0%; background-color: #ccc;"></div>	NR 2023	

Restaurants: Global (continued)

Company	Status	Region	Egg Type	Progress	Commitment	Good Egg Award
 Wagamama Restaurants (Subsidiary)	 GOOD PROGRESS	United Kingdom	Combined		100% <2017	
 Wendy's	 SLOW PROGRESS	Global US	N/A Shell	 	NC 100% 2020	None
 Yum! Brands (Parent)		Global	N/A		NC	None
 KFC (Subsidiary)	 GOOD PROGRESS	Global EUR	N/A Egg products	 	NC 100% 2020	None
 Taco Bell (Subsidiary)	 100% CAGE-FREE	US US	Egg products (processed) Egg products (liquid)	 	100% 2018 100% 2016	














Restaurants: US

Company	Status	Region	Egg Type	Progress	Commitment	Good Egg Award
 B.GOOD	 100% CAGE-FREE	US	Shell	<div style="width: 100%;"><div style="width: 100%;"></div></div>	100%	2019
		US	Egg products (processed)	<div style="width: 100%;"><div style="width: 100%;"></div></div>	100%	2022
 Black Bear Diner	 NO PUBLIC COMMITMENT	US	Unspecified	<div style="width: 50%;"><div style="width: 50%;"></div></div>	50%	2020
 Bob Evans Farms	 NOT REPORTING	US	Unspecified	<div style="width: 0%;"><div style="width: 0%;"></div></div>	NR	2025
 Bojangles' Famous Chicken 'n Biscuits	 NOT REPORTING	US	Unspecified	<div style="width: 0%;"><div style="width: 0%;"></div></div>	NR	2025
 Chick-fil-A	 NOT REPORTING	US	Unspecified	<div style="width: 0%;"><div style="width: 0%;"></div></div>	NR	2026
 Old Country Store Cracker Barrel	 NOT REPORTING	US	Unspecified	<div style="width: 0%;"><div style="width: 0%;"></div></div>	NR	2026
 Einstein Bros. Bagels	 GOOD PROGRESS	US	Unspecified	<div style="width: 100%;"><div style="width: 100%;"></div></div>	100%	2020















Restaurants: US (continued)

Company	Status	Region	Egg Type	Progress	Commitment	Good Egg Award
 Farmer Boys		US	Combined	<div style="width: 100%;"><div style="width: 100%;"></div></div>	100% 2017	
 Jack in the Box		US	Unspecified	<div style="width: 80%;"><div style="width: 80%;"></div></div>	80% 2025	
 Krystal		US	Unspecified	<div style="width: 0%;"><div style="width: 0%;"></div></div>	NR 2026	
 Noodles & Company		US	Egg products (liquid)	<div style="width: 100%;"><div style="width: 100%;"></div></div>	100% 2013	
 Nordstrom		US	Combined	<div style="width: 100%;"><div style="width: 100%;"></div></div>	100% 2019	
 Panera Bread		US	Unspecified (primary egg supply)	<div style="width: 100%;"><div style="width: 100%;"></div></div>	100% 2021	
		US	Unspecified (total egg supply)	<div style="width: 0%;"><div style="width: 0%;"></div></div>	NR 2025	
 White Castle		US	Unspecified	<div style="width: 0%;"><div style="width: 0%;"></div></div>	NR 2025	

Restaurants: Europe

Company	Status	Region	Egg Type	Progress	Commitment	Good Egg Award
 Azzurri Group (Parent)	 NO PUBLIC COMMITMENT	United Kingdom	Combined		NR 2020	
 ASK Italian (Subsidiary)	 NOT REPORTING	France United Kingdom	Shell		NR 2021	
 Bertrand Restauration (Parent)	 GOOD PROGRESS	France	Combined		47.8% 2025	
 Group Flo (Subsidiary)	 GOOD PROGRESS	France	Combined		45.4% 2025	
 LEON (Subsidiary)	 100% CAGE-FREE	France France	Shell		100% 2018	
 Buffalo Grill S.A. (Parent)		France	N/A		NC None	
 Courtepaille (Subsidiary)	 NOT REPORTING	France	Combined		NR 2025	









Restaurants: Europe (continued)

Company	Status	Region	Egg Type	Progress	Commitment	Good Egg Award
 Caffè Nero	 SLOW PROGRESS	EUR	Shell	<div style="width: 100%; height: 10px; background-color: #76b82a;"></div>	100% 2021	
		EUR	Egg products	<div style="width: 0%; height: 10px; background-color: #ccc;"></div>	NR 2021	
 Columbus Café	 MISSED TARGET	EUR	Unspecified	<div style="width: 0%; height: 10px; background-color: #ccc;"></div>	NR 2020	
 Flunch	 SLOW PROGRESS	France	Shell	<div style="width: 100%; height: 10px; background-color: #76b82a;"></div>	100% 2025	 GOOD EGG AWARD
		France	Egg products	<div style="width: 0%; height: 10px; background-color: #ccc;"></div>	NR 2025	
		Italy	Combined	<div style="width: 0%; height: 10px; background-color: #ccc;"></div>	NR 2025	
 Greene King plc	 NO PUBLIC COMMITMENT	United Kingdom	Shell	<div style="width: 0%; height: 10px; background-color: #ccc;"></div>	NR 2021	 GOOD EGG AWARD
 Greggs plc	 100% CAGE-FREE	United Kingdom	Combined	<div style="width: 100%; height: 10px; background-color: #76b82a;"></div>	100% 2022	 GOOD EGG AWARD
 Gruppo Cremonini (Parent)		Italy	N/A	<div style="width: 100%; height: 10px; background: repeating-linear-gradient(45deg, transparent, transparent 2px, #ccc 2px, #ccc 4px);"></div>	N/A None	




Restaurants: Europe (continued)

Company	Status	Region	Egg Type	Progress	Commitment	Good Egg Award
 Chef Express (Subsidiary)	 SLOW PROGRESS	Italy	Combined		40% 2024	
wetherspoon J D Wetherspoon plc	 NO PUBLIC COMMITMENT	United Kingdom	Combined		NR 2018	
 Mitchells & Butlers plc	 GOOD PROGRESS	EUR EUR EUR	Shell Egg products (processed) Egg products (liquid)	  	100% 2017 NR 2025 100% 2025	
PREZZO Prezzo Restaurants plc	 SLOW PROGRESS	United Kingdom United Kingdom	Shell Egg products	 	100% <2017 NR 2021	
The Big Table The Big Table (Parent)		United Kingdom	N/A		NC None	
 Bella Italia (Subsidiary)	 100% CAGE-FREE	United Kingdom	Shell		100% 2021	

Restaurants: Europe (continued)

Company	Status	Region	Egg Type	Progress	Commitment	Good Egg Award
 Café ROUGE Café Rouge (Subsidiary)	 GOOD PROGRESS	United Kingdom	Egg products (processed)		NR	2022
		United Kingdom	Combined		100%	2021
 Las IGUANAS Las Iguanas (Subsidiary)	 GOOD PROGRESS	United Kingdom	Egg products (processed)		NR	2022
		United Kingdom	Combined		100%	2021



Retailers and Meal Kits: Global

Company	Status	Region	Egg Type	Progress	Commitment	Good Egg Award
 7-Eleven	 NOT REPORTING	Global US	N/A Unspecified	 	NC NR	None 2025
 Ahold Delhaize (Parent)	 NOT REPORTING	Global US EUR	N/A Shell Shell	  	NC NR NR	None 2025 2025
 Albert Heijn (Subsidiary)	 100% CAGE-FREE	EUR	Shell		100%	<2017
 Delhaize Le Lion (Subsidiary)	 MISSED TARGET	Belgium Belgium	Shell Egg products	 	100% 95%	<2017 2020
 ALDI Sud (Parent)	 GOOD PROGRESS	Global	Shell		44%	2025




Retailers and Meal Kits: Global (continued)

Company	Status	Region	Egg Type	Progress	Commitment	Good Egg Award
 ALDI (Subsidiary)	 SLOW PROGRESS	US	Shell	<div style="width: 0%; background-color: #ccc;"></div>	NR 2025	
		Germany	Combined	<div style="width: 100%; background-color: #4CAF50;"></div>	100% <2017	
		Hungary	Combined	<div style="width: 0%; background-color: #ccc;"></div>	NR 2025	
		Ireland	Shell	<div style="width: 18%; background-color: #4CAF50;"></div>	18% 2025	
		Ireland	Egg products	<div style="width: 16.3%; background-color: #4CAF50;"></div>	16.3% 2025	
		United Kingdom	Shell	<div style="width: 65%; background-color: #4CAF50;"></div>	65% 2025	
		United Kingdom	Egg products	<div style="width: 26.5%; background-color: #4CAF50;"></div>	26.5% 2025	
 Hofer (Subsidiary)	 GOOD PROGRESS	Austria	Shell	<div style="width: 100%; background-color: #4CAF50;"></div>	100% <2017	
		Austria	Egg products	<div style="width: 100%; background-color: #4CAF50;"></div>	100% 2021	
		Switzerland	Shell	<div style="width: 100%; background-color: #4CAF50;"></div>	100% <2017	
		Switzerland	Egg products	<div style="width: 100%; background-color: #4CAF50;"></div>	100% 2018	
		Italy	Shell	<div style="width: 100%; background-color: #4CAF50;"></div>	100% <2017	
		Italy	Egg products	<div style="width: 100%; background-color: #4CAF50;"></div>	100% 2020	
		Slovenia	Shell	<div style="width: 100%; background-color: #4CAF50;"></div>	100% 2017	
		Slovenia	Egg products	<div style="width: 0%; background-color: #ccc;"></div>	NR 2019	
 Auchan (Parent)	 SLOW PROGRESS	Global	N/A	<div style="width: 0%; background-color: #ccc;"></div>	NC None	
		France	Shell	<div style="width: 78%; background-color: #4CAF50;"></div>	78% 2022	
		France	Egg products	<div style="width: 44%; background-color: #4CAF50;"></div>	44% 2025	
		Poland	Shell (own-brand)	<div style="width: 100%; background-color: #4CAF50;"></div>	100% 2025	
		Poland	Combined	<div style="width: 0%; background-color: #ccc;"></div>	NR 2025	
 Alcampo (Subsidiary)	 GOOD PROGRESS	Spain	Shell	<div style="width: 46%; background-color: #4CAF50;"></div>	46% 2025	










Retailers and Meal Kits: Global (continued)

Company	Status	Region	Egg Type	Progress	Commitment	Good Egg Award	
 <p>Carrefour</p>	 <p>GOOD PROGRESS</p>	Global	Shell (own-brand)	<div style="width: 57%;"><div style="width: 57%;"></div></div>	57%	2025	 <p>GOOD EGG AWARD</p>
		EUR	Shell (branded)	<div style="width: 0%;"><div style="width: 0%;"></div></div>	NR	2025	
		Belgium	Shell (own-brand)	<div style="width: 100%;"><div style="width: 100%;"></div></div>	100%	2020	
		Belgium	Shell (branded)	<div style="width: 0%;"><div style="width: 0%;"></div></div>	NR	2025	
		Belgium	Egg products	<div style="width: 100%;"><div style="width: 100%;"></div></div>	100%	2025	
		Spain	Shell (own-brand)	<div style="width: 0%;"><div style="width: 0%;"></div></div>	NR	2025	
		France	Shell (own-brand)	<div style="width: 100%;"><div style="width: 100%;"></div></div>	100%	2020	
		France	Shell (branded)	<div style="width: 74%;"><div style="width: 74%;"></div></div>	74%	2025	
		France	Egg products	<div style="width: 29%;"><div style="width: 29%;"></div></div>	29%	2025	
		Italy	Shell	<div style="width: 100%;"><div style="width: 100%;"></div></div>	100%	2018	
		Italy	Egg products	<div style="width: 77%;"><div style="width: 77%;"></div></div>	77%	2025	
		Poland	Shell (own-brand)	<div style="width: 100%;"><div style="width: 100%;"></div></div>	100%	2025	
		Poland	Combined	<div style="width: 0%;"><div style="width: 0%;"></div></div>	NR	2025	
		Romania	Shell (own-brand)	<div style="width: 0%;"><div style="width: 0%;"></div></div>	NR	2025	
Romania	Combined	<div style="width: 0%;"><div style="width: 0%;"></div></div>	NR	2025			
 <p>Charoen Pokphand Foods (CPF) (Parent)</p>		Global	N/A	<div style="width: 0%;"><div style="width: 0%;"></div></div>	NC	None	


























Retailers and Meal Kits: Global (continued)

Company	Status	Region	Egg Type	Progress	Commitment	Good Egg Award
 Lotus (Subsidiary)	 NOT REPORTING	Asia	Shell		NR 2028	
 CVS Health CVS Health	 NOT REPORTING	Global US	N/A Unspecified	 	NC 2025 NR 2025	None
 EG Group EG Group (Parent)		Global	N/A		NC	None
 Asda (Subsidiary)	 GOOD PROGRESS	United Kingdom	Shell		80% 2025	
 Groupe Casino (Parent)	 GOOD PROGRESS	Global France France	N/A Shell Egg products	  	NC 2020 100% 2020 26% 2025	None
 Casino (Subsidiary)	 SLOW PROGRESS	France France	Shell Egg products	 	100% 2020 NR 2025	
 Monoprix (Subsidiary)	 SLOW PROGRESS	France France	Shell Egg products	 	100% 2020 NR 2025	

Retailers and Meal Kits: Global (continued)




Company	Status	Region	Egg Type	Progress	Commitment	Good Egg Award
 franprix (Subsidiary)	 SLOW PROGRESS	France	Shell	<div style="width: 100%; height: 10px; background-color: #4CAF50;"></div>	100% 2020	 GOOD EGG AWARD
		France	Egg products	<div style="width: 0%; height: 10px; background-color: #9E9E9E;"></div>	NR 2022	
 Spar France (Subsidiary)	 SLOW PROGRESS	France	Shell	<div style="width: 100%; height: 10px; background-color: #4CAF50;"></div>	100% 2020	
		France	Egg products	<div style="width: 0%; height: 10px; background-color: #9E9E9E;"></div>	NR 2025	
 Grupo DIA	 NOT REPORTING	Global	N/A	<div style="width: 0%; height: 10px; background: repeating-linear-gradient(45deg, transparent, transparent 2px, #9E9E9E 2px, #9E9E9E 4px);"></div>	NC None	
		Spain	Shell	<div style="width: 0%; height: 10px; background-color: #9E9E9E;"></div>	NR 2022	
 Metro Group	 GOOD PROGRESS	Global	Shell (own-brand)	<div style="width: 0%; height: 10px; background-color: #9E9E9E;"></div>	NR 2027	
		Global	Egg products (liquid)	<div style="width: 0%; height: 10px; background-color: #9E9E9E;"></div>	NR 2030	
		Eastern Europe	Shell (own-brand)	<div style="width: 0%; height: 10px; background-color: #9E9E9E;"></div>	NR 2025	
		South & West Europe	Shell (own-brand)	<div style="width: 0%; height: 10px; background-color: #9E9E9E;"></div>	NR 2022	
		Austria	Shell (own-brand)	<div style="width: 100%; height: 10px; background-color: #4CAF50;"></div>	100% 2022	
		Belgium	Shell (own-brand)	<div style="width: 100%; height: 10px; background-color: #4CAF50;"></div>	100% 2022	
		Germany	Shell (own-brand)	<div style="width: 100%; height: 10px; background-color: #4CAF50;"></div>	100% 2022	
		Italy	Shell (own-brand)	<div style="width: 100%; height: 10px; background-color: #4CAF50;"></div>	100% 2022	
Netherlands	Shell (own-brand)	<div style="width: 100%; height: 10px; background-color: #4CAF50;"></div>	100% 2022			

Retailers and Meal Kits: Global (continued)







Company	Status	Region	Egg Type	Progress	Commitment	Good Egg Award
SCHWARZ Schwarz Group (Parent)		Global	N/A	////	NC	None
 Kaufland (Subsidiary)		EUR	Combined		NR	2025
		Czech Republic	Shell (own-brand)		NR	2025
		Czech Republic	Egg products		100%	2025
		Germany	Combined		100%	<2017
		Croatia	Shell (own-brand)		NR	2025
		Croatia	Egg products		100%	2025
		Poland	Shell		NR	2022
		Poland	Egg products		NR	2025
		US	Shell		NR	2025
		Austria	Combined		100%	<2017
Belgium	Combined		100%	2017		
Bulgaria	Shell		30%	2025		
Bulgaria	Egg products		NR	2025		
Switzerland	Combined		100%	<2017		
Cyprus	Combined		NR	2025		
Czech Republic	Combined		NR	2025		
Germany	Combined		100%	<2017		
Denmark	Shell		100%	<2017		
Denmark	Egg products		100%	2017		
Spain	Shell		100%	2025		
Spain	Egg products		100%	2019		
Finland	Combined		100%	2017		
France	Shell		71%	2025		












Retailers and Meal Kits: Global (continued)

Company	Status	Region	Egg Type	Progress	Commitment	Good Egg Award	
 <p>Lidl (Subsidiary)</p>	 <p>GOOD PROGRESS</p>	France	Egg products	<div style="width: 100%;"><div style="width: 100%;"></div></div>	100%	2020	 <p>GOOD EGG AWARD</p>
		Greece	Combined	<div style="width: 0%;"><div style="width: 0%;"></div></div>	NR	2025	
		Croatia	Shell (own-brand)	<div style="width: 50%;"><div style="width: 50%;"></div></div>	50%	2025	
		Croatia	Egg products	<div style="width: 0%;"><div style="width: 0%;"></div></div>	NR	2025	
		IRA	Shell	<div style="width: 50%;"><div style="width: 50%;"></div></div>	50%	2025	
		IRA	Egg products	<div style="width: 0%;"><div style="width: 0%;"></div></div>	NR	2025	
		Italy	Combined	<div style="width: 100%;"><div style="width: 100%;"></div></div>	100%	2019	
		Lithuania	Shell (own-brand)	<div style="width: 0%;"><div style="width: 0%;"></div></div>	NR	2024	
		Lithuania	Egg products	<div style="width: 0%;"><div style="width: 0%;"></div></div>	NR	2025	
		Luxembourg	Combined	<div style="width: 100%;"><div style="width: 100%;"></div></div>	100%	2017	
		Malta	Combined	<div style="width: 0%;"><div style="width: 0%;"></div></div>	NR	2025	
		Netherlands	Shell	<div style="width: 100%;"><div style="width: 100%;"></div></div>	100%	<2017	
		Netherlands	Egg products	<div style="width: 100%;"><div style="width: 100%;"></div></div>	100%	2025	
		Poland	Combined	<div style="width: 0%;"><div style="width: 0%;"></div></div>	NR	2025	
		Portugal	Shell	<div style="width: 100%;"><div style="width: 100%;"></div></div>	100%	2017	
		Portugal	Egg products	<div style="width: 100%;"><div style="width: 100%;"></div></div>	100%	2019	
		Romania	Combined	<div style="width: 100%;"><div style="width: 100%;"></div></div>	100%	2025	
		Serbia	Combined	<div style="width: 0%;"><div style="width: 0%;"></div></div>	NR	2025	
		Slovakia	Shell	<div style="width: 21%;"><div style="width: 21%;"></div></div>	21%	2025	
		Slovakia	Egg products	<div style="width: 0%;"><div style="width: 0%;"></div></div>	NR	2025	
		Slovenia	Shell	<div style="width: 100%;"><div style="width: 100%;"></div></div>	100%	2017	
		Slovenia	Egg products	<div style="width: 0%;"><div style="width: 0%;"></div></div>	NR	2025	
		Sweden	Combined	<div style="width: 100%;"><div style="width: 100%;"></div></div>	100%	<2017	
		United Kingdom	Shell	<div style="width: 55%;"><div style="width: 55%;"></div></div>	55%	2025	
		United Kingdom	Egg products	<div style="width: 0%;"><div style="width: 0%;"></div></div>	NR	2025	






















Retailers and Meal Kits: Global (continued)

Company	Status	Region	Egg Type	Progress	Commitment	Good Egg Award	
 Spar International		Global	N/A		NC	None	
		Austria	Combined		100%	2017	
		Croatia	Shell		40%	2025	
		Hungary	Shell		NR	2025	
		Italy	Shell		NR	2025	
		Slovenia	Shell		100%	2025	
		United Kingdom	Shell		NR	2025	
 Sysco		Global	N/A		NC	None	
		US	Combined		17%	2026	
 Système U		Global	N/A		NC	None	
		France	Shell (own-brand)		100%	2020	
		France	Combined		NR	2025	
 Walgreens		Global	N/A		NC	None	
		US	Combined		NR	2025	
 Walmart Walmart (Parent)		Global	N/A		NC	None	
		US	Shell		18%	2025	

Retailers and Meal Kits: Global (continued)

Company	Status	Region	Egg Type	Progress	Commitment	Good Egg Award
 Sam's Club (Subsidiary)	 GOOD PROGRESS	US	Shell		30% 2025	
 Whole Foods Market	 100% CAGE-FREE	Global	N/A		NC None	
		US	Shell		100% 2004	
		US	Egg products (liquid)		100% 2005	













Retailers and Meal Kits: US

Company	Status	Region	Egg Type	Progress	Commitment	Good Egg Award
 Albertsons	 SLOW PROGRESS	US	Combined		29% 2025	
 Associated Food Stores Associated Food Stores	 NOT REPORTING	US	Unspecified		NR 2025	
 BJ's Wholesale Club	 NOT REPORTING	US US	Shell Egg products (liquid)	 	NR 2022 NR 2025	
 Blue Apron	 100% CAGE-FREE	US	Shell		100% 2018	
 C&S Wholesale Grocers	 NOT REPORTING	US	Unspecified		NR 2025	
 Fresh Thyme Market	 GOOD PROGRESS	US US US	Shell Shell (own-brand) Egg products (liquid)	  	76% 2022 100% 2022 100% 2022	






















Retailers and Meal Kits: US (continued)

Company	Status	Region	Egg Type	Progress	Commitment	Good Egg Award
 Gelson's Markets		US	Shell	<div style="width: 100%;"><div style="width: 100%;"></div></div>	100% 2020	
 Gordon Food Service		US	Unspecified	<div style="width: 0%;"><div style="width: 0%;"></div></div>	NR 2026	
 H-E-B		US	Combined	<div style="width: 100%;"><div style="width: 100%;"></div></div>	100% 2025	
		US	Unspecified	<div style="width: 0%;"><div style="width: 0%;"></div></div>	NR 2025	
 IGA		US	Unspecified	<div style="width: 0%;"><div style="width: 0%;"></div></div>	NR 2025	
 Ingles Markets		US	Combined	<div style="width: 0%;"><div style="width: 0%;"></div></div>	NR 2025	
 Key Food		US	Unspecified	<div style="width: 30%;"><div style="width: 30%;"></div></div>	30% 2025	
 Kroger		US	Shell	<div style="width: 24.9%;"><div style="width: 24.9%;"></div></div>	24.9% 2025	
 Meijer		US	Unspecified	<div style="width: 0%;"><div style="width: 0%;"></div></div>	NR 2025	








Retailers and Meal Kits: US (continued)

Company	Status	Region	Egg Type	Progress	Commitment	Good Egg Award
 Mollie Stone's Markets	 MISSED TARGET	US	Combined		NR	2019
 Performance Food Group	 SLOW PROGRESS	US	Shell		3%	2026
		US	Egg products		5%	2026
 Publix	 GOOD PROGRESS	US	Shell		57%	2026
 Raley's	 SLOW PROGRESS	US	Shell		NR	2021
		US	Shell (own-brand)		100%	2016
 Southeastern Grocers	 SLOW PROGRESS	US	Shell		20%	2025
		US	Shell (own-brand)		100%	2017
 Sprouts Farmers Market	 GOOD PROGRESS	US	Shell		98%	2022
		US	Egg products (liquid)		100%	2022

Retailers and Meal Kits: US (continued)

Company	Status	Region	Egg Type	Progress	Commitment	Good Egg Award
 TARGET Target	 GOOD PROGRESS	US	Shell		50% 2025	
 The Fresh Market	 100% CAGE-FREE	US	Combined		100% 2019	
 Trader Joe's	 NO PUBLIC COMMITMENT	US	Unspecified		NR 2025	
 UNFI	 SLOW PROGRESS	US	Unspecified		100% 2018	
 US Foods	 SLOW PROGRESS	US	Combined		9% 2026	
 Wakefern Food Corp.	 NOT REPORTING	US	Shell		NR 2025	
 Wegmans	 NOT REPORTING	US	Unspecified		NR 2025	

Retailers and Meal Kits: Europe

Company	Status	Region	Egg Type	Progress	Commitment	Good Egg Award	
 ALDI Nord	 GOOD PROGRESS	EUR	Shell	<div style="width: 96.1%;"><div style="width: 96.1%;"></div></div>	96.1%	2025	 GOOD EGG AWARD
		EUR	Egg products	<div style="width: 80.1%;"><div style="width: 80.1%;"></div></div>	80.1%	2025	
		Belgium	Shell	<div style="width: 100%;"><div style="width: 100%;"></div></div>	100%	<2017	
		Belgium	Egg products	<div style="width: 99.7%;"><div style="width: 99.7%;"></div></div>	99.7%	2025	
		Germany	Shell	<div style="width: 100%;"><div style="width: 100%;"></div></div>	100%	<2017	
		Germany	Egg products	<div style="width: 99.5%;"><div style="width: 99.5%;"></div></div>	99.5%	2021	
		Denmark	Combined	<div style="width: 100%;"><div style="width: 100%;"></div></div>	100%	2018	
		Spain	Shell	<div style="width: 100%;"><div style="width: 100%;"></div></div>	100%	2020	
		Spain	Egg products	<div style="width: 64.4%;"><div style="width: 64.4%;"></div></div>	64.4%	2025	
		France	Shell	<div style="width: 100%;"><div style="width: 100%;"></div></div>	100%	2025	
		France	Egg products	<div style="width: 79.3%;"><div style="width: 79.3%;"></div></div>	79.3%	2020	
		Luxembourg	Shell	<div style="width: 100%;"><div style="width: 100%;"></div></div>	100%	<2017	
		Luxembourg	Egg products	<div style="width: 99.7%;"><div style="width: 99.7%;"></div></div>	99.7%	2025	
		Netherlands	Shell	<div style="width: 100%;"><div style="width: 100%;"></div></div>	100%	<2017	
		Netherlands	Egg products	<div style="width: 100%;"><div style="width: 100%;"></div></div>	100%	2018	
		Poland	Shell	<div style="width: 36.8%;"><div style="width: 36.8%;"></div></div>	36.8%	2025	
		Poland	Egg products	<div style="width: 49.7%;"><div style="width: 49.7%;"></div></div>	49.7%	2025	
		Portugal	Shell	<div style="width: 100%;"><div style="width: 100%;"></div></div>	100%	2020	
Portugal	Egg products	<div style="width: 62.9%;"><div style="width: 62.9%;"></div></div>	62.9%	2025			
 Colruyt	 100% CAGE-FREE	Belgium	Combined	<div style="width: 100%;"><div style="width: 100%;"></div></div>	100%	<2017	 GOOD EGG AWARD
		France	Combined	<div style="width: 100%;"><div style="width: 100%;"></div></div>	100%	<2017	
 Conad	 100% CAGE-FREE	Italy	Shell	<div style="width: 100%;"><div style="width: 100%;"></div></div>	100%	2019	

Retailers and Meal Kits: Europe (continued)

Company	Status	Region	Egg Type	Progress	Commitment	Good Egg Award
 Coop Denmark Group (Parent)	 SLOW PROGRESS	Denmark	Shell (own-brand)	<div style="width: 100%; height: 10px; background-color: #4CAF50;"></div>	100% 2020	
		Denmark	Egg products	<div style="width: 0%; height: 10px; background-color: #9E9E9E;"></div>	NR 2025	
 Irma (Subsidiary)	 100% CAGE-FREE	Denmark	Combined	<div style="width: 100%; height: 10px; background-color: #4CAF50;"></div>	100% <2017	
 Coop Italy	 100% CAGE-FREE	Italy	Shell	<div style="width: 100%; height: 10px; background-color: #4CAF50;"></div>	100% <2017	
		Italy	Egg products	<div style="width: 100%; height: 10px; background-color: #4CAF50;"></div>	100% 2019	
 Coop Switzerland	 100% CAGE-FREE	Switzerland	Combined	<div style="width: 100%; height: 10px; background-color: #4CAF50;"></div>	100% <2017	
 E.Leclerc	 MISSED TARGET	EUR	Shell (own-brand)	<div style="width: 0%; height: 10px; background-color: #9E9E9E;"></div>	NR 2020	
		EUR	Combined	<div style="width: 0%; height: 10px; background-color: #9E9E9E;"></div>	NR 2025	
		Spain	Shell	<div style="width: 0%; height: 10px; background-color: #9E9E9E;"></div>	NR 2025	
		Spain	Egg Products	<div style="width: 0%; height: 10px; background-color: #9E9E9E;"></div>	NR 2025	
		France	Shell (own-brand)	<div style="width: 100%; height: 10px; background-color: #4CAF50;"></div>	100% 2020	
		France	Shell (branded)	<div style="width: 0%; height: 10px; background-color: #9E9E9E;"></div>	NR 2025	
		France	Egg products	<div style="width: 27%; height: 10px; background-color: #4CAF50;"></div>	27% 2023	














Retailers and Meal Kits: Europe (continued)

Company	Status	Region	Egg Type	Progress	Commitment	Good Egg Award
 Eroski	 SLOW PROGRESS	Spain	Shell		44% 2024	
 Esselunga	 GOOD PROGRESS	Italy	Egg product (own-brand)		81% 2025	
		Italy	Shell		100% <2017	
 Group Dagrofa (Parent)	 100% CAGE-FREE	Denmark	Egg products (processed)		100% 2020	
 Spar Denmark (Subsidiary)	 100% CAGE-FREE	Denmark	Egg products (processed)		100% 2020	
 Gruppo Finiper (Parent)		Italy	N/A		NC	None
 Iper (Subsidiary)	 GOOD PROGRESS	Italy	Shell		100% 2021	
		Italy	Egg products		64% 2025	
 Gruppo Pam (Parent)		Italy	N/A		NC	None











Retailers and Meal Kits: Europe (continued)

Company	Status	Region	Egg Type	Progress	Commitment	Good Egg Award
 Pam Panorama (Subsidiary)	 100% CAGE-FREE	Italy	Shell		100% 2017	
 Pam City (Subsidiary)	 100% CAGE-FREE	Italy	Shell		100% 2017	
 Pam Local (Subsidiary)	 100% CAGE-FREE	Italy	Shell		100% 2017	
 iN's Mercato (Subsidiary)	 100% CAGE-FREE	Italy	Shell		100% 2017	
 Gruppo Végé (Parent)		Italy	N/A		NC	None
 Bennet (Subsidiary)	 GOOD PROGRESS	Italy Italy	Shell Egg products	 	100% 2017 75% 2022	
 ICA Gruppen (Parent)		EUR	N/A		NC	None



















Retailers and Meal Kits: Europe (continued)

Company	Status	Region	Egg Type	Progress	Commitment	Good Egg Award
 ICA (Subsidiary)	 MISSED TARGET	Sweden	Shell	<div style="width: 100%;"><div style="width: 100%;"></div></div>	100%	2018
		Sweden	Egg products	<div style="width: 0%;"><div style="width: 0%;"></div></div>	NR	2020
 Rimi Baltic (Subsidiary)	 NOT REPORTING	Lithuania	Shell	<div style="width: 0%;"><div style="width: 0%;"></div></div>	NR	2025
		Lativa	Shell	<div style="width: 0%;"><div style="width: 0%;"></div></div>	NR	2025
 Iceland	 GOOD PROGRESS	United Kingdom	Shell	<div style="width: 39%;"><div style="width: 39%;"></div></div>	39%	2025
 Jeronimo Martins (Parent)	 GOOD PROGRESS	EUR	Shell (own-brand)	<div style="width: 45%;"><div style="width: 45%;"></div></div>	45%	2025
 Pingo Doce (Subsidiary)	 100% CAGE-FREE	Portugal	Shell (own-brand)	<div style="width: 100%;"><div style="width: 100%;"></div></div>	100%	2025
 Les Mousquetaires (Parent)	 GOOD PROGRESS	EUR	Shell (own-brand)	<div style="width: 75%;"><div style="width: 75%;"></div></div>	75%	2025
		EUR	Shell (branded)	<div style="width: 57%;"><div style="width: 57%;"></div></div>	57%	2025
		EUR	Egg products	<div style="width: 6%;"><div style="width: 6%;"></div></div>	6%	2025
 Intermarché (Subsidiary)	 GOOD PROGRESS	EUR	Shell (own-brand)	<div style="width: 75%;"><div style="width: 75%;"></div></div>	75%	2025
		EUR	Shell (branded)	<div style="width: 57%;"><div style="width: 57%;"></div></div>	57%	2025
		EUR	Egg products	<div style="width: 0%;"><div style="width: 0%;"></div></div>	NR	2025










Retailers and Meal Kits: Europe (continued)

Company	Status	Region	Egg Type	Progress	Commitment	Good Egg Award
 <p>Netto (Subsidiary)</p>	 <p>GOOD PROGRESS</p>	EUR	Shell (own-brand)	<div style="width: 75%; background-color: #4CAF50;"></div>	75% 2025	
		EUR	Shell (branded)	<div style="width: 57%; background-color: #4CAF50;"></div>	57% 2025	
		EUR	Egg products	<div style="width: 0%; background-color: #4CAF50;"></div>	NR 2025	
 <p>Louis Delhaize Group (Parent)</p>		EUR	N/A	<div style="width: 0%; background-color: #4CAF50; border-bottom: 1px dashed #4CAF50;"></div>	NC None	
 <p>Cora (Subsidiary)</p>	 <p>SLOW PROGRESS</p>	France	Shell (own-brand)	<div style="width: 100%; background-color: #4CAF50;"></div>	100% 2020	
		France	Combined	<div style="width: 0%; background-color: #4CAF50;"></div>	NR 2025	
 <p>Marks & Spencer</p>	 <p>100% CAGE-FREE</p>	United Kingdom	Combined	<div style="width: 100%; background-color: #4CAF50;"></div>	100% <2017	
 <p>Mercadona</p>	 <p>NOT REPORTING</p>	Spain	Shell	<div style="width: 0%; background-color: #4CAF50;"></div>	NR 2023	
 <p>Migros</p>	 <p>100% CAGE-FREE</p>	Switzerland	Combined	<div style="width: 100%; background-color: #4CAF50;"></div>	100% <2017	











Retailers and Meal Kits: Europe (continued)

Company	Status	Region	Egg Type	Progress	Commitment	Good Egg Award
 Since 1899 Morrisons	 GOOD PROGRESS	United Kingdom	Shell	<div style="width: 100%;"><div style="width: 100%;"></div></div>	100% 2022	 GOOD EGG AWARD
		United Kingdom	Egg products	<div style="width: 59%;"><div style="width: 59%;"></div></div>	59% 2025	
 Ocado	 100% CAGE-FREE	United Kingdom	Combined	<div style="width: 100%;"><div style="width: 100%;"></div></div>	100% <2017	 GOOD EGG AWARD
 Picard Surgelés	 GOOD PROGRESS	EUR	Combined	<div style="width: 70%;"><div style="width: 70%;"></div></div>	70% 2025	
 Pomona	 SLOW PROGRESS	EUR	Combined	<div style="width: 7%;"><div style="width: 7%;"></div></div>	7% 2025	
 REMA 1000	 100% CAGE-FREE	Norway	Shell	<div style="width: 100%;"><div style="width: 100%;"></div></div>	100% <2017	 GOOD EGG AWARD
 REWE Group (Parent)	 NOT REPORTING	EUR	Combined	<div style="width: 0%;"><div style="width: 0%;"></div></div>	NR 2025	
 REWE (Subsidiary)	 100% CAGE-FREE	Austria	Combined	<div style="width: 100%;"><div style="width: 100%;"></div></div>	100% <2017	 GOOD EGG AWARD
		Germany	Combined	<div style="width: 100%;"><div style="width: 100%;"></div></div>	100% <2017	

Retailers and Meal Kits: Europe (continued)

Company	Status	Region	Egg Type	Progress	Commitment	Good Egg Award
 REWE REWE International AG (Subsidiary)	 NOT REPORTING	EUR	Combined	<div style="width: 0%; background-color: #76b82a; height: 10px;"></div>	NR 2025	
 PENNY Penny (Subsidiary)	 100% CAGE-FREE	Austria Germany	Combined Combined	<div style="width: 100%; background-color: #76b82a; height: 10px;"></div> <div style="width: 100%; background-color: #76b82a; height: 10px;"></div>	100% <2017 100% <2017	
 Sainsbury's Sainsbury's	 100% CAGE-FREE	United Kingdom	Combined	<div style="width: 100%; background-color: #76b82a; height: 10px;"></div>	100% <2017	
 SCHIEVER Schiever	 SLOW PROGRESS	France Poland	Shell Combined	<div style="width: 100%; background-color: #76b82a; height: 10px;"></div> <div style="width: 0%; background-color: #76b82a; height: 10px;"></div>	100% <2017 NR 2025	
 TESCO Tesco (Parent)	 SLOW PROGRESS	EUR Czech Republic Hungary Ireland Slovakia United Kingdom United Kingdom	Shell Shell Shell Shell Shell Shell Egg products	<div style="width: 64%; background-color: #76b82a; height: 10px;"></div> <div style="width: 0%; background-color: #76b82a; height: 10px;"></div> <div style="width: 0%; background-color: #76b82a; height: 10px;"></div> <div style="width: 0%; background-color: #76b82a; height: 10px;"></div> <div style="width: 0%; background-color: #76b82a; height: 10px;"></div> <div style="width: 83%; background-color: #76b82a; height: 10px;"></div> <div style="width: 34%; background-color: #76b82a; height: 10px;"></div>	2025 2025 2025 2025 2025 2025 2025	

Retailers and Meal Kits: Europe (continued)

Company	Status	Region	Egg Type	Progress	Commitment	Good Egg Award
 <p>BOOKER Booker (Subsidiary)</p>	 <p>NOT REPORTING</p>	United Kingdom	Shell	<div style="width: 50%; background-color: #ccc;"></div>	NR 2025	
 <p>one stop One Stop (Subsidiary)</p>	 <p>NOT REPORTING</p>	United Kingdom	Combined	<div style="width: 50%; background-color: #ccc;"></div>	NR 2025	
 <p>The Co-operative Food</p>	 <p>100% CAGE-FREE</p>	United Kingdom	Combined	<div style="width: 100%; background-color: #76b82a;"></div>	100% <2017	
 <p>WAITROSE A PARTNERS Waitrose</p>	 <p>100% CAGE-FREE</p>	United Kingdom	Combined	<div style="width: 100%; background-color: #76b82a;"></div>	100% <2017	



**Looking
Forward**





Looking Forward

There is no longer a question as to whether cage-free egg production is the path forward. We have seen that cage-free systems offer birds higher welfare potential than caged systems, which by nature of confining birds prevent the exhibition of highly motivated behaviors. Cage-free systems have illustrated how, when provided freedom of movement, laying hens are able to express natural behaviors and see improved physical and psychological health. Well-managed cage-free housing provides an opportunity to not only reduce pain and frustration but also to promote positive emotions and experiences in production.

As the global industry continues to shift toward cage-free egg production, there must be increased collaboration and communication between producers and purchasers. To do this will entail proactive planning and conversations, as well as the on-the-ground work of construction and retrofitting facilities. This transition will require mutual investment and collective planning by producers and purchasers to build the infrastructure and supply necessary to meet commitments in time.

It is critical to maintain open communication around expectations and intentions, including the standards observed that ensure improved welfare and the types of systems used. Where combination systems or limited access systems are employed, steps should be taken by producers, purchasers and equipment manufacturers to invest in improved systems that meet the welfare needs of laying hens. Producing and purchasing eggs from truly cage-free systems provides a less risky investment and more future-proof supply chains.

As stakeholders increasingly expect and monitor the delivery and management of animal welfare commitments, we urge companies to respond by integrating annual progress reporting on all farmed animal welfare commitments into their broader reporting procedures. EggTrack will continue to follow up with both reporting and non-reporting companies, highlighting industry leaders as well as those who have fallen behind in disclosing their progress to ensure we achieve a 100% cage-free future and eliminate one of the worst factory farming practices. We look forward to advancing this work with businesses across the industry to improve the lives of billions of laying hens together.

Appendix



Calculations

Calculation 1: US total and cage-free (CF) flock sizes.

Date	Total Table Egg Laying Flock (birds)	CF Flock (birds)	Proportion of Total Flock CF (%) ¹
September 2016	302,295,000 ²	30,500,000 ³	10.09%
August 2020	313,945,000 ⁴	78,842,500 ⁵	25.11%
August 2021	319,310,000 ⁶	91,282,000 ⁷	28.59%

Notes:

1. "Cage-free flock" divided by "total table egg-laying flock."
2. USDA NASS. (2016, September 23). Chickens and Eggs. Retrieved from <https://downloads.usda.library.cornell.edu/usda-esmis/files/fb494842n/2f75r946n/6969z219n/ChicEggs-09-23-2016.pdf>
3. USDA AMS. (2016, September). Cage-Free Shell Egg Report. Retrieved from requested USDA archives.
4. USDA NASS. (2020, August 21). Chickens and Eggs. Retrieved from <https://downloads.usda.library.cornell.edu/usda-esmis/files/fb494842n/pc28b617w/jh344f47q/ckeg0820.pdf>
5. USDA AMS. (2020, September 8). Cage-Free Shell Egg Report. Retrieved from <https://usda.library.cornell.edu/concern/publications/rj4304553?locale=en>
6. USDA NASS. (2021, August 23). Chickens and Eggs. Retrieved from <https://downloads.usda.library.cornell.edu/usda-esmis/files/fb494842n/fn107w373/jm215n21p/ckeg0821.pdf>
7. USDA AMS. (2021, September 13). Cage-Free Shell Egg Report. Retrieved from <https://usda.library.cornell.edu/concern/publications/rj4304553?locale=en>

Calculation 2: Current cage-free (CF) egg footprint versus required production to meet current company cage-free commitments captured by USDA.

Avg. Production (eggs/hen) ¹	CF Flock (birds) ²	Avg. Production Current CF Flock (eggs) ³	Eggs Required for CF Commitments (eggs) ⁴	Additional CF Eggs Required (eggs) ⁵	Additional CF Hens Required (birds) ⁶
296	91,282,000	27,019,472,000	61,615,200,000	34,595,728,000	116,877,459

Assumptions:

8. Hens average time spent laying is approximately 1 year. Thus the figure from United Egg Producers of 296 eggs/hen/year has been simplified to eggs/hen.^{7,8}
9. United Egg Producers. (2021). Facts and Stats. Retrieved from <https://unitedegg.com/facts-stats/>
10. USDA AMS. (2021, September 13). Cage-Free Shell Egg Report. Retrieved from <https://usda.library.cornell.edu/concern/publications/rj4304553?locale=en>

Notes

11. "Average production (eggs/hen)" multiplied by "CF flock (birds)."
12. USDA AMS. (2017, February 10). Egg Markets Overview. Retrieved from USDA archives.
13. "Average production of current cage-free flock (eggs/year)" subtracted from "eggs required for CF commitments (eggs).""Additional CF eggs required" to meet cage-free commitments (eggs) divided by "average production (eggs/hen)."
14. Meseret, S. (2016, December 1). A review of poultry welfare in conventional production system. Livestock Research for Rural Development, 28(12). Retrieved from https://www.researchgate.net/publication/311321712_A_review_of_poultry_welfare_in_conventional_production_system
15. Clauer, P. (2012, July 5). Modern Egg Industry. PennState Extension. Retrieved from <https://extension.psu.edu/modern-egg-industry>

Calculation 3: Cage-free flock size and average growth rate.

CF Flock Size 9/2016 (birds)¹	CF Flock Size 8/2021 (birds)²	Total Growth (birds)³	Time Period (months)⁴	Avg. Growth Rate (birds/month)⁵	Avg. Growth Rate (birds/year)⁶
30,500,000	91,282,000	60,782,000	59	1,030,203	12,362,441

Notes:

16. USDA AMS. (2016, September). Cage-Free Shell Egg Report. Retrieved from requested USDA archives.
17. USDA AMS. (2021, September 13). Cage-Free Shell Egg Report. Retrieved from <https://usda.library.cornell.edu/concern/publications/rj4304553?locale=en>
18. "CF flock size 9/2016 (birds)" subtracted from "CF flock size 8/2021 (birds)."
19. Number of months September 2016 through August 2021.
20. "Total growth (birds)" divided by "Time period (months)."
21. "Avg. growth rate (birds/month)" multiplied by twelve months.

Calculation 4: Additional hens and eggs needed per year August 2021 to December 2025

Time period 8/2021 – 12/2025 (months) ¹	Additional CF Hens Required (birds) ²	Required Growth Rate (birds/month) ³	Required Growth Rate (birds/year) ⁴	Current Avg. Growth Rate (birds/year) ⁵	Required Increase in Growth Rate (birds/year) ⁶	Required : Current Growth Rate (Ratio) ⁷
52	116,877,459	2,247,643	26,971,721	12,362,441	14,609,281	2.182

Notes:

22. Time from data collection for EggTrack 2021 to cage-free transition commitment deadline of end of year 2025.
23. See Calculation 2: “Additional cage-free hens required”
24. “Additional CF hens required (birds)” divided by “Time period 8/2021 – 12/2025 (months).”
25. “Required growth rate (birds/month)” multiplied by 12 months.
26. See Calculation 3: “Avg. growth rate (birds/year).”
27. “Current avg. growth rate (birds/year)” subtracted from “required growth rate (birds/year).”
28. “Required growth rate (birds/year)” divided by “Current avg. growth rate (birds/year).”

Egg Category Definitions

Terms Defined:

- **Shell Eggs:** Whole, raw eggs with the shell unbroken.
 - o **Own-Brand:** Egg supply controlled by a retailer, referring to the full range of own-brand products which include retailers’ tertiary brands as well.
 - o **Branded:** Eggs sold under brands independent of the retailer.
- **Egg Products:** Processed and convenience forms of eggs, including liquid, frozen, dried and pre-cooked products.
 - o **Liquid Eggs:** Broken eggs where the yolk and white could be separated or blended (also could have ingredients added to the liquid).
 - o **Processed Eggs:** Processed egg products where egg is either the only or primary product, such as (but not limited to) dried egg mix, egg white solids, egg yolk solids, whole egg solids, scrambled egg mix, pre-cooked egg patties and hard-boiled eggs.
- **Combined:** Where companies report a combined percentage for multiple, specified egg categories, we categorize that reporting as combined.
- **Unspecified:** Where companies fail to specify the type of eggs to which reporting applies, progress has been marked as unspecified.

Note: These definitions were updated in 2020 and 2021 to better represent the range of egg products that companies source on a global scale, also taking into account how the companies themselves refer to these products.

Company Reporting Notes and Caveats

Please reference our data visualization at eggtrack.com for the full details related to the scope of companies' reporting.

Key Region & Sector Differences:

European "Egg Product" commitments made by Retailers and Manufacturers are understood to include all egg ingredients – from those purchased by the company for use in its own products/meals to those used in the manufacturing of products purchased from third parties for use in the company's own operations (i.e. mayo, muffins, cakes, pasta, etc.).

US, North American and Global "Egg Product" commitments across all sectors are understood to include only those egg ingredients that are purchased by the company for use in its own products/meals (i.e. scrambled egg mix, dried egg whites, sugared egg yolks, etc.), unless otherwise specified. This understanding also applies to European "Egg Product" commitments made by Restaurants and Food Service & Hospitality companies.

EggTrack highlights those companies that have chosen to go beyond this baseline by ensuring that all third-party products are manufactured using cage-free egg ingredients and micro-ingredients. This information is conveyed via an information pop-up box in the tracker.

It should be noted that as cage-free systems scale up, we will shift our expectations for all "Egg Product" commitments to match those we currently hold for European Retailer and Manufacturer commitments.

Progress Badge Methodology

What do the different progress badges mean?

- **100% Cage-Free:** A company has transitioned 100% of its supply chain to cage-free eggs. This means that global companies that have met regional commitments but have not yet made a global commitment, will not receive a 100% cage-free badge until they have transitioned 100% of their relevant egg supply to cage-free.
- **Good Progress:** Based on public information, the company appears to be on track to meet its commitment deadline(s) and is reporting against all (or most) of the egg categories relevant to its egg supply chain/commitment.
- **Slow Progress:** Based on public information, the company appears to be behind on meeting its public commitments. A company may be reporting good progress for one region but not reporting any for another.
- **Not Reporting:** A company is not reporting any progress at all against any of its commitments.
- **Missed Target:** A company has missed its commitment deadline(s).
- **Commitment Not Public:** A company was originally included in EggTrack because it had a public commitment, but that commitment is no longer publicly available. However, it is possible that there is still awareness of the commitment internally.
- **Commitment Retracted:** A company has clearly retracted its commitment and no longer has intentions of moving towards sourcing of 100% cage-free eggs.

How were the Good Progress and Slow Progress badges assigned?

Good Progress and Slow Progress badges were assigned based on how much progress a company had reported and what their commitment timeline was. For example, a company with a 2023 commitment reporting 75% progress would receive a Good Progress badge, since this figure is greater than the 70% baseline standard for that timeline. Any progress below this baseline would receive a Slow Progress badge. The following are the standards for each commitment year:

- **2021-2022: > 80%**
- **2023: > 70%**
- **2024: > 50%**
- **2025: > 30%**
- **After 2025: > 10%**

After reviewing how companies measured up to these standards for each individual region and egg type, we also considered the overall picture of their progress using criteria such as:

- Is a company reporting against all the commitments it has made?
- What is the balance between commitments that have been met and commitments that have not yet been reported against?
- Even if progress slipped in some regions or for some egg types, did the company make progress overall?
- Did the company report against all egg types relevant to its supply chain?
- Are the commitment and reporting comprehensive, or are there caveats? (i.e. commitment applies to company-owned stores only, reporting only represents certain brands, etc.)
- Did we track global progress this year? Did they report it?

Any company with a global commitment that did not report globally, but did report progress for other regions, received a slow progress badge.

Overall, we wanted to capture if it was clear that a company was making good, proactive progress against its cage-free target with a Good Progress Badge. Alternatively, if there was some progress being made, but it was limited to certain regions or egg types and if it was clear what was being reported didn't cover the majority of the company's supply chain, we assigned a Slow Progress Badge.

References

- A.B. 399, 2019-2021 Biennium, 81st (2021) Sess. (Nev. 2021).
Retrieved from <https://www.leg.state.nv.us/App/NELIS/REL/81st2021/Bill/8022/Text#>
- Alonzo, A. (2016, June 14). *Combination cage-free hen housing, solution or compromise?*. Retrieved from WattAgNet: <https://www.wattagnet.com/articles/27277-combination-cage-free-hen-housing-solution-or-compromise>
- BEIC. (2019, November 1). *New, higher welfare standard for British Lion barn eggs*. Retrieved from: <https://www.egginfo.co.uk/news/new-higher-welfare-standard-british-lion-barn-eggs>
- Berkhout, N. (2020, June 1). *Promoting cage-free egg production in SE Asia*. Poultry World.
Retrieved from: <https://www.poultryworld.net/Eggs/Articles/2020/6/Promoting-cage-free-egg-production-in-SE-Asia-590195E/>
- Carrefour. (2020, February 10). *Les engagements Carrefour pour la filière œuf*. Retrieved from <https://www.carrefour.com/fr/actuality/carrefour-premier-distributeur-implanter-une-technique-pour-mettre-fin-lelimination-de>
- Chicken Watch. (2021, July 13). *Progress Tracker*.
Retrieved from <https://chickenwatch.org/progress-tracker>
- Clauer, P. (2012, July 5). *Modern Egg Industry*. PennState Extension.
Retrieved from <https://extension.psu.edu/modern-egg-industry>
- Clements, M. (2021, June 10). *Indonesia building center for cage-free egg production*. Retrieved from WattAgNet: <https://www.wattagnet.com/articles/43011-indonesia-building-center-for-cage-free-egg-production>
- CNPO website. (Accessed on 23/09/2021). *Les chiffres clés*. Retrieved from <https://oeuf-info.fr/infos-filiere/les-chiffres-cles>
- Compassion in World Farming. (2020). *Building a Better Hen House: A comprehensive guide to higher welfare systems for laying hens*. Retrieved from <https://www.ciwf.com/media/7442473/laying-hen-booklet-2nd-edition-oct-2020.pdf>
- Compassion in World Farming. (2017) *Reducing the need for beak trimming in laying hens*. Retrieved from <https://www.compassioninfoodbusiness.com/resources/laying-hens/>
- Coopérative U Enseigne. (2020). *Les magasins u s'engagent pour le bien-être animal*. Retrieved from <https://www.magasins-u.com/cooperative-u/vision-engagements/engagement-ressources/bien-etre-animal>
- Davies, J. (2020, June 29). *Egg sales up 30% as BEIC looks forward*. Poultry Network.
Retrieved from <https://poultry.network/3848-egg-sales-up-30-as-beic-looks-forward/>

References Continued

- DEFRA website. (Accessed 23/09/2021). Latest UK egg statistics.
Retrieved from <https://www.gov.uk/government/statistics/egg-statistics>
- European Commission website. (Accessed 23/09/2021) Dashboard: Eggs.
Retrieved from https://ec.europa.eu/info/food-farming-fisheries/animals-and-animal-products/animal-products/eggs_en
- Food and Agriculture Organization. (2019). *Livestock Primary*. FAO STAT statistical database.
Retrieved from <http://www.fao.org/faostat/en/#data/QL>
- H.B. 20-1343, 72nd General Assembly, 2020 Reg. Sess. (Col. 2020).
Retrieved from https://leg.colorado.gov/sites/default/files/2020a_1343_signed.pdf
- Inprovo. (2018). *Huevometro (Egg Meter) 2018*. Retrieved from https://www.inprovo.com/wp-content/uploads/2018/10/Presentacion_huevometro-2018.pdf
- Inprovo. (2021, March 3). *Characterization of the consumption of eggs in Spanish households in 2020*. Avicultura.
Retrieved from <https://avicultura.info/caracterizacion-del-consumo-de-huevos-en-los-hogares-espanoles-en-2020/>
- Inprovo. (2021, April 19). *Spain: Chicken census by systems in 2020*. Avicultura.
Retrieved from <https://avicultura.info/espana-censo-de-gallinas-por-sistemas-en-2020/>
- Label Online. (2021). *Controlled by KAT*.
Retrieved from <https://label-online.de/label/kontrolliert-durch-kat-freilandhaltung/>
- Luttels, F. (2019). *Multi-tier aviary advantages* [White Paper]. Chore-Time.
Retrieved from <https://www.choretime.com/Multi-Tier>
- Malone, T. Schaefer, K. A., Lusk, J.L. (2021, March 16). *Unscrambling US egg supply chains amid Covid-19*. FoodPolicy, 101. Retrieved from <https://www.sciencedirect.com/science/article/pii/S0306919221000245?via%3Dihub>
- McDougal, T. (2021, January 22). *Corona lockdown UK schools poses problems for UK egg sector*. Poultry World.
Retrieved from <https://www.poultryworld.net/Eggs/Articles/2021/1/Corona-lockdown-UK-schools-poses-problems-for-UK-egg-sector-699337E/>
- Meseret, S. (2016, December 1). *A review of poultry welfare in conventional production system*. Livestock Research for Rural Development, 28(12). Retrieved from https://www.researchgate.net/publication/311321712_A_review_of_poultry_welfare_in_conventional_production_system

References Continued

- Monoprix. (2019) *On Est brouillés avec Les œufs de poules en cage*. Retrieved from <https://entreprise.monoprix.fr/wp-content/uploads/2019/05/on-est-brouille.pdf>
- NFU. (2020, June 12). *What is the impact on the poultry sector?* Retrieved from: <https://www.nfuonline.com/sectors/poultry/poultry-news/coronavirus-what-is-the-impact-on-the-poultry-sect/>
- S.B. 147, 64th Legislature, 2021 Gen. Sess. (Utah 2021).
Retrieved from <https://legiscan.com/UT/text/SB0147/id/2338266>
- Shuck-Paim, C., Negro-Calduch, E., & Alonso, W. J. (2021, February 4). *Laying hen mortality in different indoor housing systems: a meta-analysis of data from commercial farms in 16 countries*. *Scientific Reports*, 11(3052), 1. <https://doi.org/10.1038/s41598-021-81868-3>
- United Egg Producers. (2021). *Facts and Stats*. Retrieved from <https://unitedegg.com/facts-stats/>
- USDA AMS. (2016, September 6). *Cage-Free Shell Egg Report*. Retrieved from requested USDA archives.
- USDA AMS. (2020, September 8). *Cage-Free Shell Egg Report*.
Retrieved from: <https://usda.library.cornell.edu/concern/publications/rj4304553?locale=en>
- USDA AMS. (2021, September 13). *Cage-Free Shell Egg Report*.
Retrieved from <https://usda.library.cornell.edu/concern/publications/rj4304553?locale=en>
- USDA AMS. (2017, February 10). *Egg Markets Overview*.
- USDA AMS. (2009 – 2021). *Weekly Retail Shell Egg and Egg Products Feature Activity Report*.
Retrieved from requested USDA archives.
- USDA AMS. (2021). *USDA Weekly Retail Shell Egg and Egg Products Feature Activity Report*.
Retrieved from <https://usda.library.cornell.edu/concern/publications/q237hr94j?locale=en>
- USDA NASS. (2016, September 23). *Chickens and Eggs*. Retrieved from <https://downloads.usda.library.cornell.edu/usda-esmis/files/fb494842n/2f75r946n/6969z219n/ChicEggs-09-23-2016.pdf>
- USDA NASS. (2020, August 21). *Chickens and Eggs*. Retrieved from <https://downloads.usda.library.cornell.edu/usda-esmis/files/fb494842n/pc28b617w/jh344f47q/ckeg0820.pdf>
- USDA NASS. (2021, August 23). *Chickens and Eggs*. Retrieved from <https://downloads.usda.library.cornell.edu/usda-esmis/files/fb494842n/ms35v644t/r494wg73d/ckeg0621.pdf>

References Continued

- Varela, P. (2018, July 30). *41 million chickens never leave their cages*. El País. Retrieved from https://elpais.com/politica/2018/07/29/actualidad/1532890405_694005.html
- White, K. (2021, April 15). *Egg sales still growing after pandemic panic-buying boost*. The Grocer. Retrieved from <https://www.thegrocer.co.uk/eggs-and-poultry/egg-sales-still-growing-after-pandemic-panic-buying-boost/655148.article>
- Yang, N. (2020, August 19). *Egg production in China: Current status and outlook*. *Frontiers of Agricultural Science and Engineering*, 8(1). Retrieved from: <https://journal.hep.com.cn/fase/EN/10.15302/J-FASE-2020363>